

SOLD SEPARATELY
OR BUILT IN

PrimeLine[®] SP

SPM & SPH SERIES



FEATURES

Self Priming Design: Features a replaceable check valve which acts to retain sufficient liquid in the casing to assure fast, reliable priming and repriming capabilities. Once initially primed the pump will reprime automatically.

Impeller and Wear Ring: Silicon Bronze construction, replaceable wear rings extend pump life, designed for maximum efficiency and repriming capabilities. Impeller is enclosed type, balanced for smooth operation, keyed to motor shaft.

Casing and Diffuser: Cast iron construction, featuring a back pull out design with tapped connections provided for casing fill and drain to simplify pump start up and removal at the end of the season. Top accessible pump feet for easy access to hold-down bolts. Casing o-ring sealing simplifies maintenance.

Shaft Sleeve: 300 series stainless steel replaceable sleeve provides motor shaft protection.

Mechanical Seal: Carbon/Ceramic faces, BUNA elastomers, 300 series stainless steel metal parts.

APPLICATIONS

- Lawn irrigation
- Dewatering
- Liquid transfer
- Plot irrigation
- Livestock watering

SPECIFICATIONS

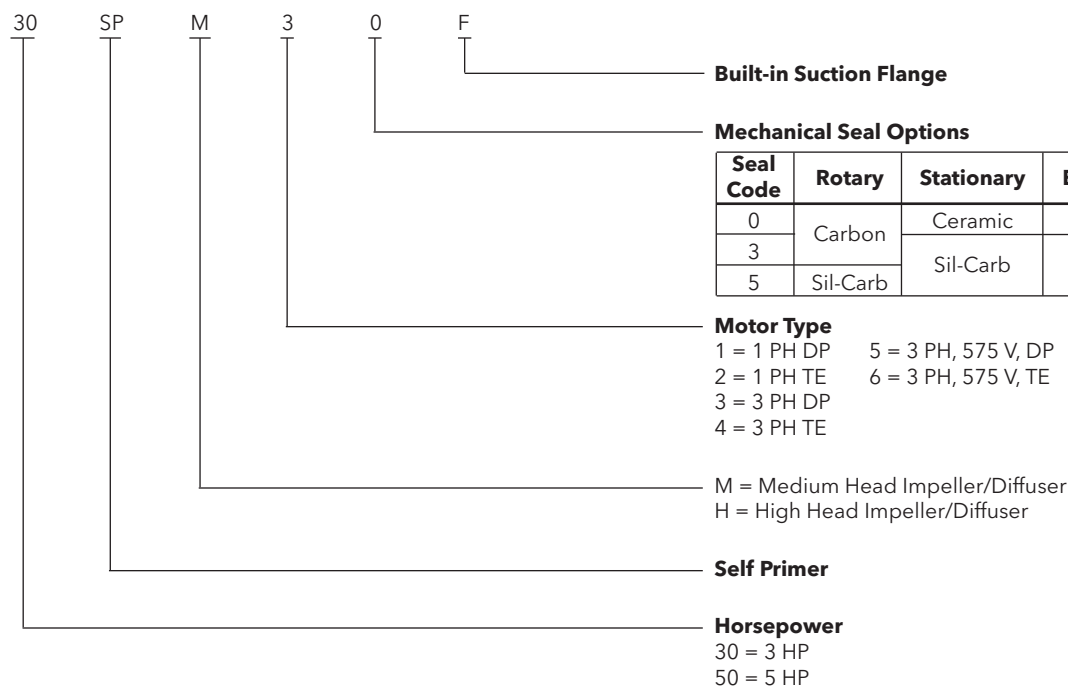
Pump

- Flows to 240 GPM
- Heads to 165 feet
- Reprime capabilities to 25'
- 2" through 3" suction
- 1½" through 2½" discharge
- Maximum temperature 160°F

Motor

- NEMA standard, JM shaft, Open Drip Proof or Totally Enclosed Fan Cooled.
- Single phase: 3 HP, 115/230 V; 5 HP, 230 V.
- Three phase: 3 and 5 HP, 208-230/460 V or 575 V.
- **Note:** Pump is not rated for 50 Hz service.

ORDERING INFORMATION



Medium Head

Order Number	HP	PH	Enclosure	Voltage	Suction Flange
30SPM10	3	1	ODP	115 / 230	SPF25
30SPM20		1	TEFC	208-230	
30SPM30		3	ODP	208-230/460	
30SPM40		3	TEFC	208-230/460	
50SPM10	5	1	ODP	230	SPF30
50SPM20		1	TEFC	208-230	
50SPM30		3	ODP	208-230/460	
50SPM40		3	TEFC	208-230/460	

High Head

Order Number	HP	PH	Enclosure	Voltage	Suction Flange
30SPH10	3	1	ODP	115 / 230	SPF20
30SPH20		1	TEFC	208-230	
30SPH30		3	ODP	208-230/460	
30SPH40		3	TEFC	208-230/460	
50SPH10	5	1	ODP	230	SPF25
50SPH20		1	TEFC	208-230	
50SPH30		3	ODP	208-230/460	
50SPH40		3	TEFC	208-230/460	

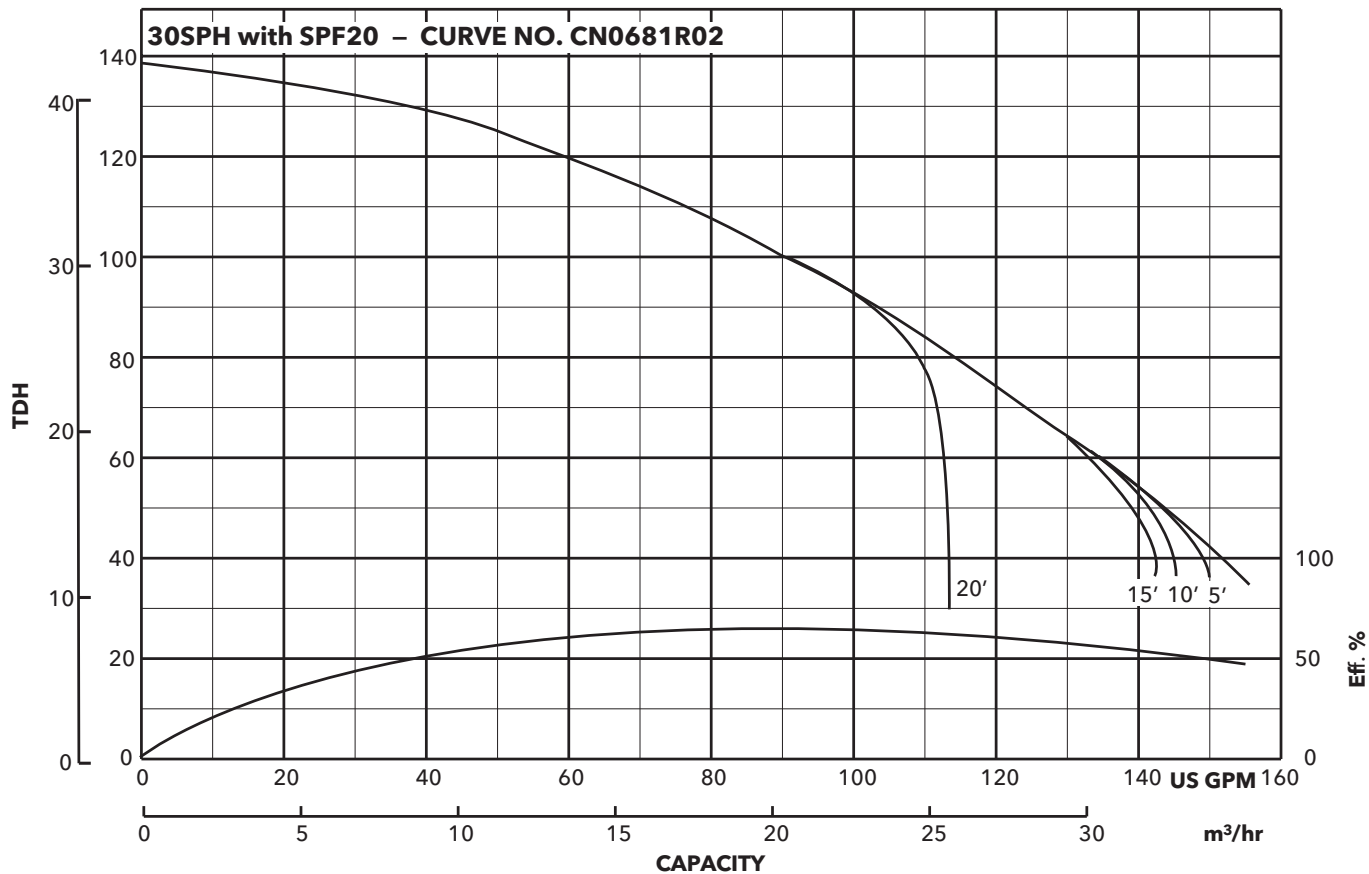
Use standard Order No. for pump only or suction flange.
 Add an F suffix to Order No. to order a pump with suction flange.

PUMP PERFORMANCE (capacity in GPM)

3 HP High Head Model						
Model	PSI	Feet	5'	10'	15'	20'
30SPH1	20	46.2	138	136	130	*
	30	69.3	120	114	108	101
30SPH3	40	92.4	91	88	80	69
	50	115.5	57	47	32	20

* Operation not recommended at this point.

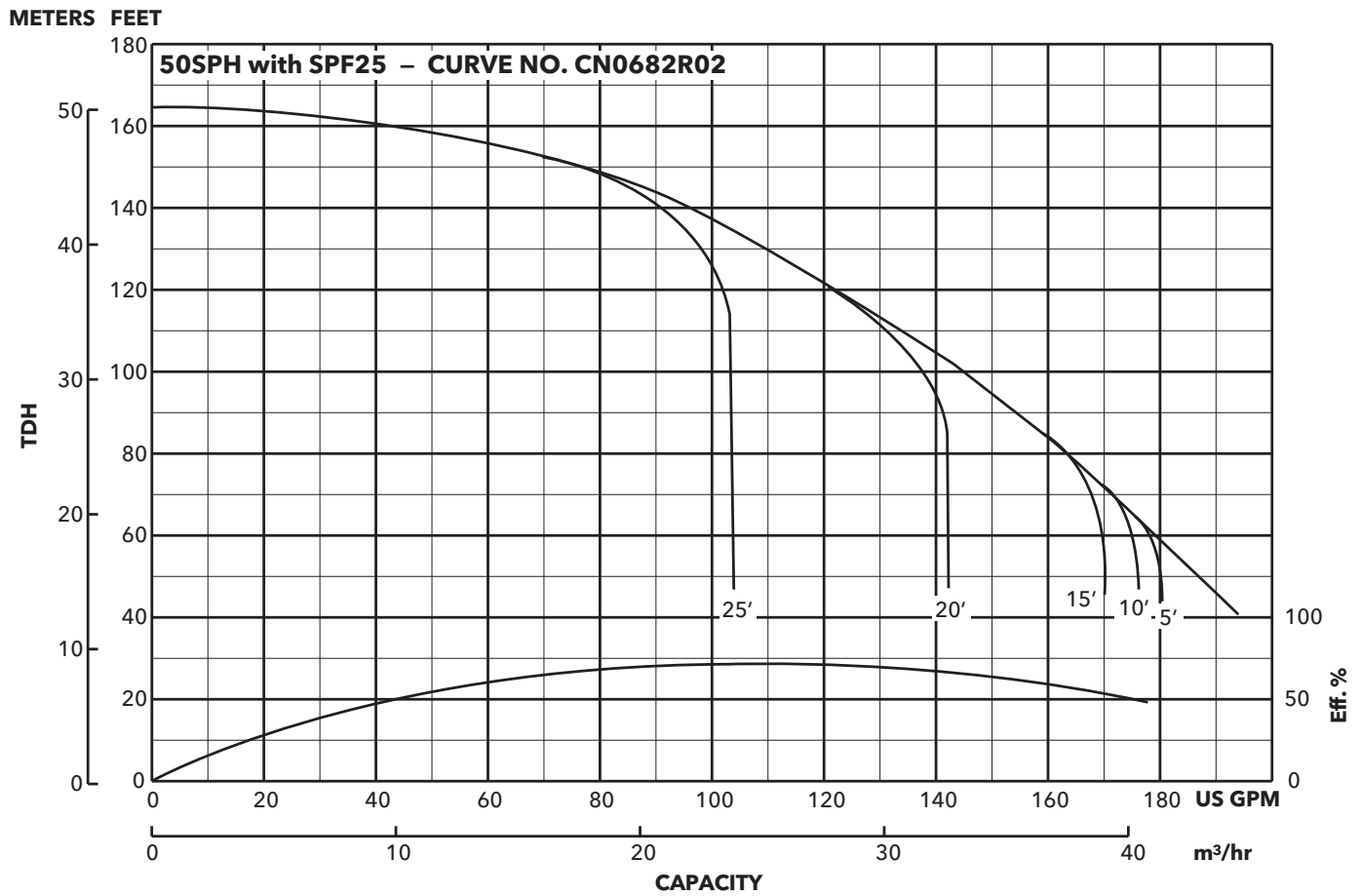
METERS FEET



PUMP PERFORMANCE (capacity in GPM)

5 HP High Head Model							
Model	PSI	Feet	5'	10'	15'	20'	25'
50SPH1	20	46.2	182	176	*	*	*
	30	69.3	168	164	158	*	*
50SPH3	40	92.4	147	144	139	134	*
	50	115.5	120	118	114	108	96
	60	138.6	88	86	78	64	55

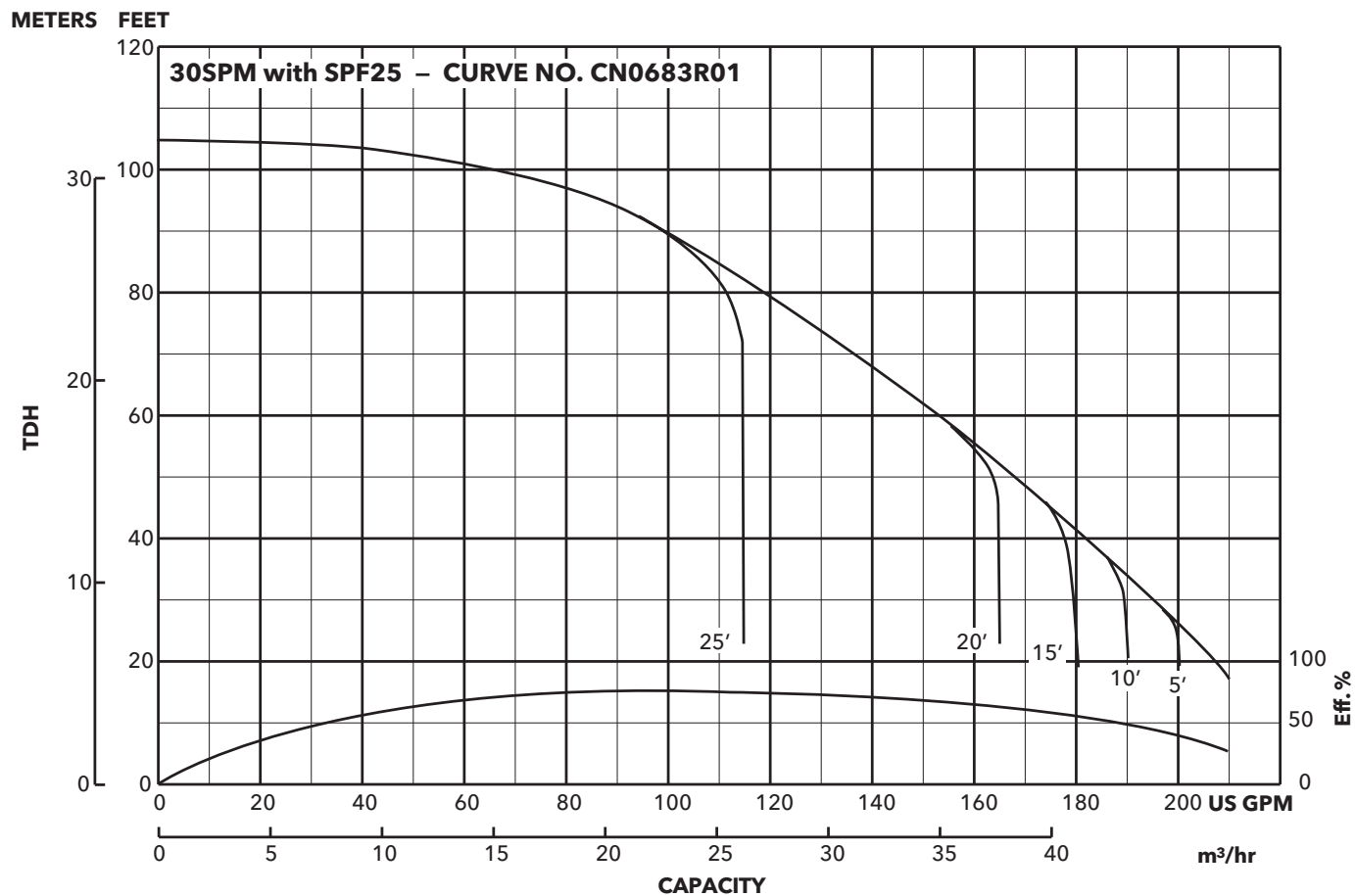
* Operation not recommended at this point.



PUMP PERFORMANCE (capacity in GPM)

3 HP Medium Head Model							
Model	PSI	Feet	5'	10'	15'	20'	25'
30SPM1	20	46.2	163	155	147	138	114
30SPM3	30	69.3	127	117	107	95	84
	40	92.4	77	47	*	*	*

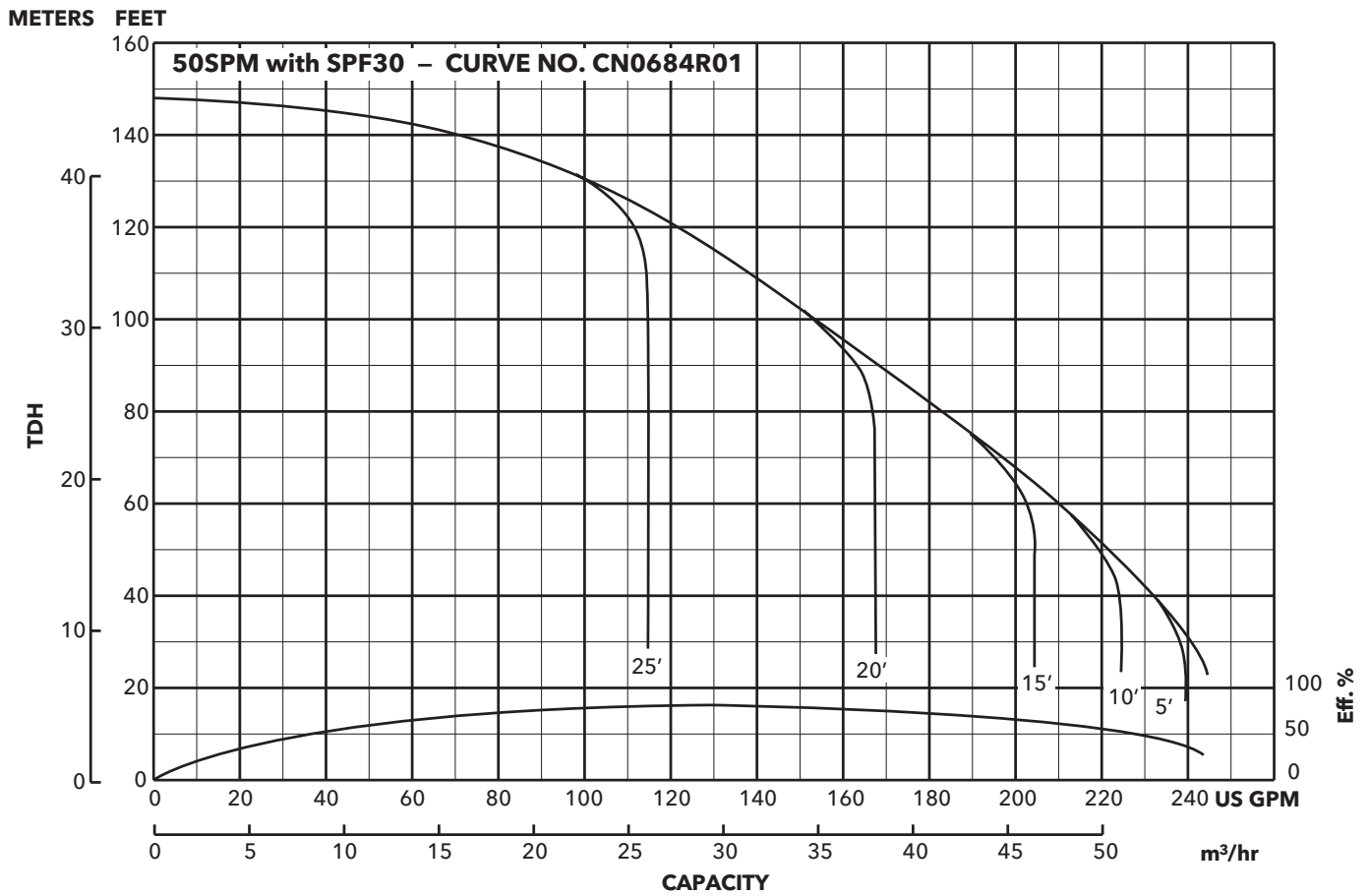
* Operation not recommended at this point.



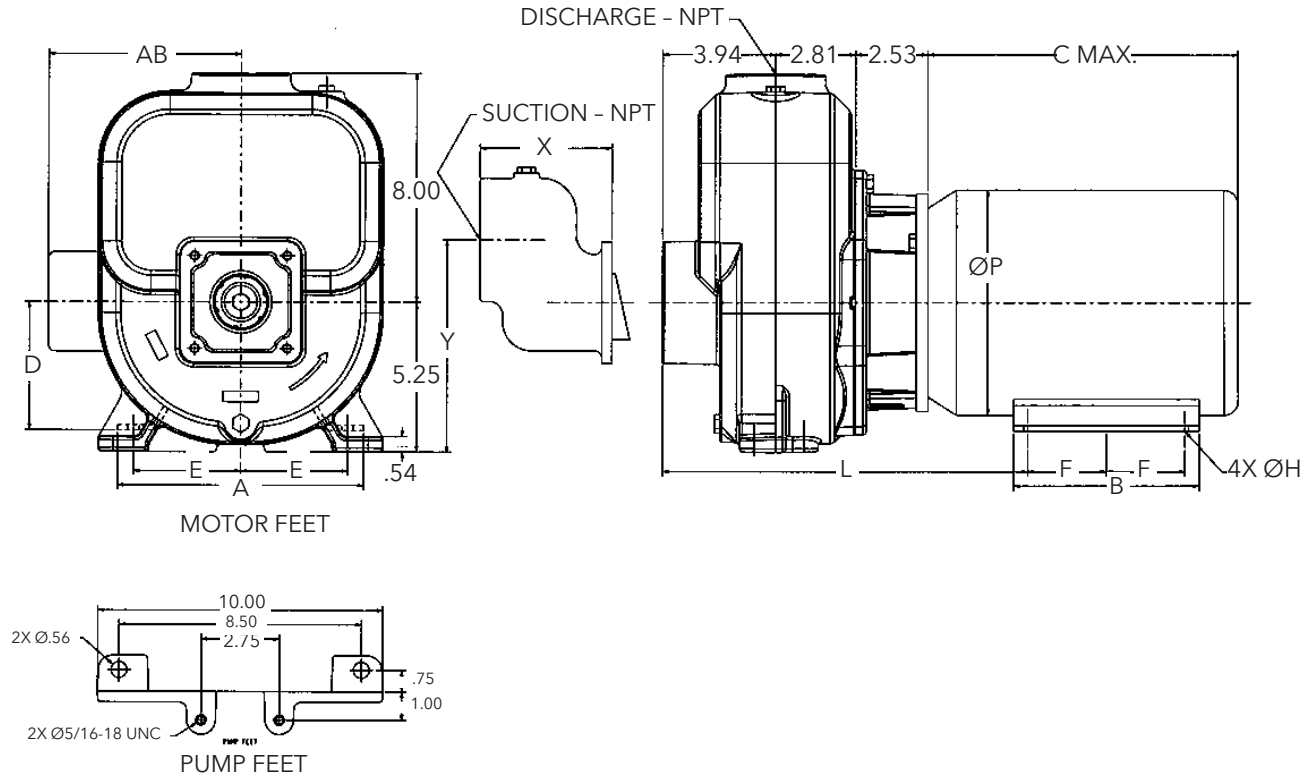
PUMP PERFORMANCE (capacity in GPM)

5 HP Medium Head Model							
Model	PSI	Feet	5'	10'	15'	20'	25'
50SPM1	20	46.2	218	211	202	167	*
	30	69.3	187	182	172	164	*
50SPM3	40	92.4	155	148	138	133	111
	50	115.5	119	107	96	90	65

* Operation not recommended at this point.



DIMENSIONS AND WEIGHTS



Pump Model	HP	PH	Suction	Disch.	A	AB	B	C MAX.	D	E	F	ØH	L	ØP	X	Y	Wt. (lbs.)
30SPH1	3	1	2	1½	8.63	6.87	6.50	12.56	4.50	3.75	2.75	0.41	12.78	7.88	3.58	6.50	135
30SPH3		3			6.50	5.61	5.94		3.50	2.75	2.50	0.34	12.16	6.62			115
30SPM1		1	2½	2	6.87	6.50	13.80		4.50	3.75	2.75	0.41	12.78	7.88			4.62
30SPM3	3	5.73			6.62	115											
50SPH1	5	1	2½	2	8.63	6.75		6.50						13.80	4.50	3.75	
50SPH3		3				5.85	135										
50SPM1		1	3	2½	6.87	155											
50SPM3		3			135												

NOTES: Dimensions are approximate, not for construction purposes.



Xylem Inc.
 2881 East Bayard Street Ext., Suite A
 Seneca Falls, NY 13148
 Phone: (800) 453-6777
 Fax: (888) 322-5877
www.gouldswatertechnology.com

Goulds is a registered trademark of Goulds Pumps, Inc. and is used under license.
 PrimeLine is a trademark of Xylem Inc. or one of its subsidiaries.
 © 2015 Xylem Inc. BSPMSPH R1 July 2015