




SERIES RAV/RWAV

High Temperature Air-Cooled Vertical Inline Pumps

DATA PAK



A Met-Pro Fluid Handling Technologies Business
Combining the Resources of **Dean Pump, Fybroc & Sethco**
(317) 293-2930 • E-mail: info@deanpump.com

FAN COOLED, VERTICAL, SINGLE STAGE, END SUCTION, ENCLOSED IMPELLER, CENTRIFUGAL, HIGH TEMPERATURE PUMPS
THESE PUMPS ARE DESIGNED SPECIFICALLY FOR USE WITH HOT OIL/HOT WATER/GLYCOL

| MECHANICAL DESIGN SPECIFICATIONS | | | | |
|--|---------------------|------------------------------|---------------------|------------------------------|
| PUMP TYPE | RAV3096 | RAV3146 | RWAV4096 | RWAV4166 |
| Direction of Rotation (Viewed from Coupling End) | CW | CCW | CW | CCW |
| Casing Thickness, Minimum | 5/16" | 5/16" | 5/16" | 5/16" |
| Corrosion Allowance | 1/8" | 1/8" | 1/8" | 1/8" |
| Impeller Balance | | | | |
| Standard | Single Plane | Single Plane | Single Plane | Single Plane |
| Optional Extra | Dynamic | Dynamic | Dynamic | Dynamic |
| Flanges | | | | |
| ANSI Class | 300 | 300 | 300 | 300 |
| Facing | Raised Face | Raised Face | Raised Face | Raised Face |
| Finish | 125 Ra | 125 Ra | 125 Ra | 125 Ra |
| Suction Pressure, Maximum | 100 PSIG | 100 PSIG | 260 PSIG | 260 PSIG |
| Horsepower Rating, Maximum | | | | |
| @3500 RPM | 35 | 35 | 35 | 35 |
| @1750 RPM | 15 | 15 | 15 | 15 |
| @1150 RPM | 10 | 10 | 10 | 10 |
| Bearings | | | | |
| Thrust Bearing, Ball Type, Grease Lubricated | 5306 2RS Double Row | 7308 GB Angular Contact Pair | 5306 2RS Double Row | 7308 GB Angular Contact Pair |
| Radial Bearing, Sleeve Type, Pumpage Lubricated | | | | |
| Seal Chamber Dimensions | | | | |
| Length (Depth) | 1 5/8" | 2 13/16" | 1 5/8" | 2 13/16" |
| Inside Diameter (Bore Dia.) | 2 1/6" | 3 1/8" | 2 1/6" | 3 1/8" |
| Shaft Diameter | 1 1/8" | 1 3/4" | 1 1/8" | 1 3/4" |
| Pump Shaft Dimensions | | | | |
| Span Between Bearings | 8 11/16" | 11 7/16" | 8 11/16" | 11 7/16" |
| Span Between Radial Bearing Centerline and Impeller Centerline | 1 5/8" | 2 5/16" | 1 5/8" | 2 5/16" |
| Diameter at Coupling | 7/8" | 1 1/8" | 7/8" | 1 1/8" |
| Diameter Between Bearings | 15/16" | 1 9/16" | 15/16" | 1 9/16" |
| Diameter at Impeller | 3/4" | 1 1/8" | 3/4" | 1 1/8" |
| L³D⁴ | 4.3 | 2.1 | 4.3 | 2.1 |
| Material Class | 22 (Ductile Iron) | 22 (Ductile Iron) | 22 (Ductile Iron) | 22 (Ductile Iron) |
| Maximum Working Pressure | 250 PSIG | 250 PSIG | 450 PSIG | 450 PSIG |
| Pumping Temperature | | | | |
| Minimum | -20..F @ 250 PSIG | -20..F @ 250 PSIG | -20..F @ 250 PSIG | -20..F @ 250 PSIG |
| Maximum | 650..F @ 250 PSIG | 650..F @ 250 PSIG | 400..F @ 450 PSIG | 400..F @ 450 PSIG |
| Maximum Ambient Temperature (temp. within 12" of pump) | 104..F | 118..F | 104..F | 118..F |
| Hydrostatic Test Pressure | 550 PSIG | 550 PSIG | 700 PSIG | 700 PSIG |

A Met-Pro Fluid Handling Technologies Business
Combining the Resources of **Dean Pump, Fybroc & Sethco**
(317) 293-2930 • E-mail: info@deanpump.com

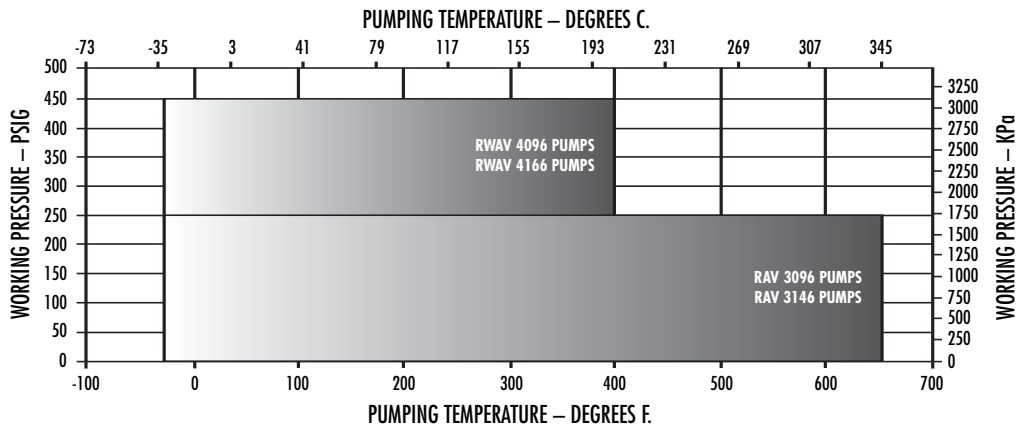
FAN COOLED, VERTICAL, SINGLE STAGE, END SUCTION, ENCLOSED IMPELLER, CENTRIFUGAL, HIGH TEMPERATURE PUMPS
THESE PUMPS ARE DESIGNED SPECIFICALLY FOR USE WITH HOT OIL/HOT WATER/GLYCOL

| STANDARD MATERIALS OF CONSTRUCTION | | | | | |
|------------------------------------|----------------------------|-------------------------|-------------------------|-------------------------|-------------------------|
| PART # | PART NAME | RAV3096 CLASS 22 | RAV3146 CLASS 22 | RWAV4096 CLASS 22 | RWAV4166 CLASS 22 |
| 3 | Impeller | C.I. (1) | C.I. (1) | C.I. (1) | C.I. (1) |
| 4 | Impeller Key | Steel (2) | Steel (2) | Steel (2) | Steel (2) |
| 5 | Casing | D.I. (10) | D.I. (10) | D.I. (10) | D.I. (10) |
| 5A | Casing Drain Plug | Steel (2) | Steel (2) | Steel (2) | Steel (2) |
| 5B | Casing Stud | Steel (4) | Steel (4) | Steel (4) | Steel (4) |
| 5C | Casing Nut | Steel (5) | Steel (5) | Steel (5) | Steel (5) |
| 5D | Jack Screw | Steel (2) | Steel (2) | Steel (2) | Steel (2) |
| 7 | Cradle | C.I. (1) & Steel (2) | C.I. (1) & Steel (2) | C.I. (1) & Steel (2) | C.I. (1) & Steel (2) |
| 12 | Impeller Nut/Bolt | Steel (2) | Steel (2) | Steel (2) | Steel (2) |
| 12A | Impeller Washer | Steel (2) | Steel (2) | Steel (2) | Steel (2) |
| 12B | Impeller Jam Nut Washer | Steel (2) | Steel (2) | NA | NA |
| 13 | Mechanical Seal Gland | Steel (2) | Steel (2) | Steel (2) | Steel (2) |
| 25A | Thrust Bearing | Double Row | Angular Cont. Pair | Double Row | Angular Cont. Pair |
| 26 | Bearing Housing | D.I. (10) | D.I. (10) | D.I. (10) | D.I. (10) |
| 28 | Bearing Housing Cover | C.I. (1) | C.I. (1) | C.I. (1) | C.I. (1) |
| 28A | Cover Bolt | Steel (2) | Steel (2) | Steel (2) | Steel (2) |
| 28B | Cover Washer | Steel (2) | NA | Steel (2) | NA |
| 29 | Pump Shaft | 11-13 S/S (12) | 11-13 S/S (12) | 11-13 S/S (12) | 11-13 S/S (12) |
| 31 | Thrust Bearing Lock Nut | NA | Steel (2) | NA | Steel (2) |
| 31A | Thrust Bearing Lock Washer | NA | Steel (2) | NA | Steel (2) |
| 56 | Casing Foot | C.I. (1) | C.I. (1) | C.I. (1) | C.I. (1) |
| 56A | Casing Foot Bolts | Steel (2) | Steel (2) | Steel (2) | Steel (2) |
| 75 | Snap Ring | NA | Steel (2) | NA | Steel (2) |
| 75A | Snap Ring | Steel (2) | NA | Steel (2) | NA |
| 76 | Grease Seal-Front | Viton (13) | Viton (13) | Viton (13) | Viton (13) |
| 76A | Grease Seal-Rear | NA | BUNA (14) | NA | BUNA (14) |
| 77 | Casing Gasket | Grafoil (11) | Grafoil (11) | Teflon (15) | Teflon (15) |
| 77A | Sleeve Gasket | NA | NA | NA | AFLAS |
| 77B | Bearing End Cover Gasket | NA | BUNA (14) | NA | BUNA (14) |
| 84 | Barrier Fill Plug | Steel (2) | Steel (2) | Steel (2) | Steel (2) |
| 92 | Barrier Drain Plug | Steel (2) | Steel (2) | Steel (2) | Steel (2) |
| 95A | Mechanical Seal Stationary | Silicon Carbide & Viton | Silicon Carbide & Viton | Silicon Carbide & Aflas | Silicon Carbide & Aflas |
| 95B | Mechanical Seal Rotary | S/S, Carbon & Viton | S/S, Carbon & Viton | S/S, Carbon & Aflas | S/S, Carbon & Aflas |
| 98 | Coupling Guard | Steel (2) | Steel (2) | Steel (2) | Steel (2) |
| 98A | Coupling Guard Bolts | Steel (2) | Steel (2) | Steel (2) | Steel (2) |
| 120 | Fan | Aluminum | Aluminum | Aluminum | Aluminum |
| 121 | Fan Collar | NA | Steel (2) | NA | Steel (2) |
| 122 | Fan Clamp Ring | Steel (2) | Steel (2) | Steel (2) | Steel (2) |
| 180 | Radial Bearing | Carbon & Steel | Carbon & Steel | Carbon & Steel | Carbon & Steel |
| 325 | Seal Gland Gasket | Viton (13) | Viton (13) | Aflas | Aflas |
| 365 | Seal Collar | Steel (2) | Steel (2) | NA | NA |
| 370 | Collar Set Screw | Steel (2) | Steel (2) | NA | NA |

*Denotes parts interchangeability in all pump sizes of a given series.

- | | | | | |
|---|----------------------------------|--|-----------------------|---|
| (1) Cast Iron | (4) AISI 4140 ASTM A193-B7 Steel | (8) ANSI 316 S/S with ANSI 416 S/S at the sleeve bearing | (11) Grafoil® | (14) Buna N Rubber |
| (2) AISI 1020 | (5) ASTM A194 Grade 2 Steel | (9) Ductile Iron – ASTM A536 | (12) ANSI – 420 S/S | Viton® is a registered Trademark of E.I. DuPont Co. |
| (3) SAE Grade 5 or ASTM A449 Type 1 Steel | (7) Hardened Iron | (10) Ductile Iron ASTM A395 | (13) Viton® Elastomer | Grafoil® is a registered Trademark of Union Carbide Corp. |

ALLOWABLE WORKING PRESSURE VS. PUMPING TEMPERATURE

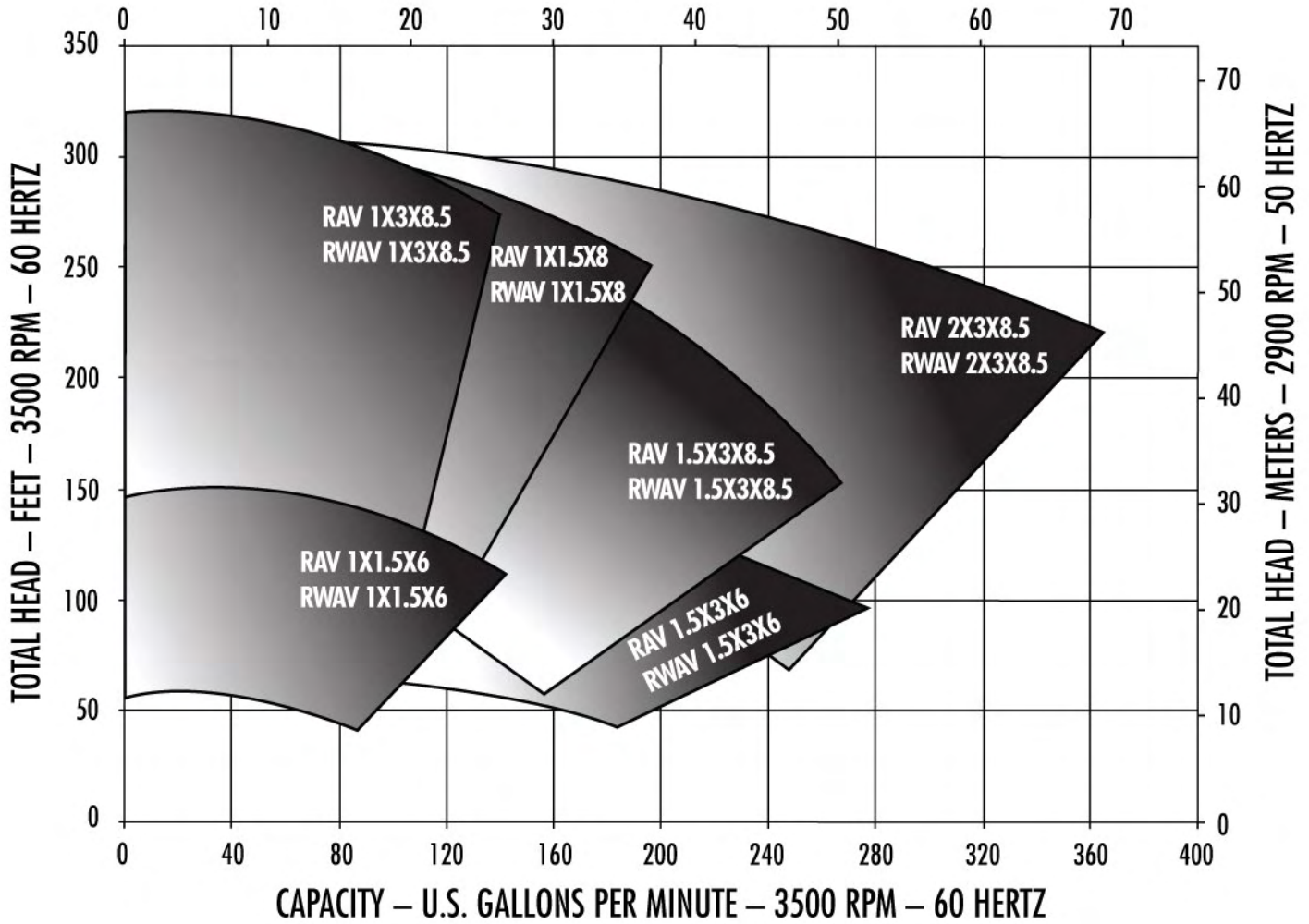


A Met-Pro Fluid Handling Technologies Business
Combining the Resources of **Dean Pump, Fybroc & Sethco**
(317) 293-2930 • E-mail: info@deanpump.com

RAV/RWAV PUMP PERFORMANCE

TWO POLE MOTOR

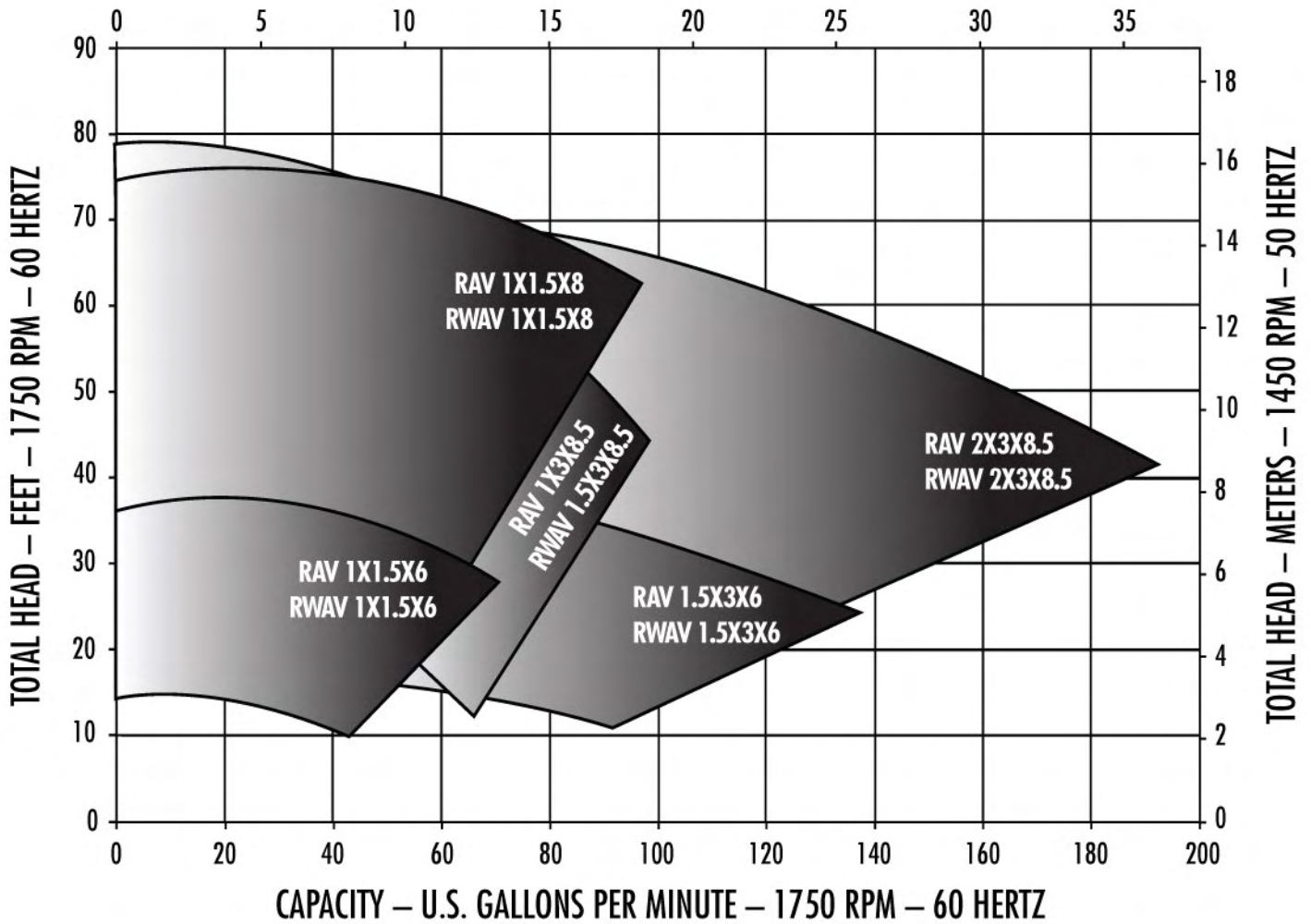
CAPACITY – CUBIC METERS PER HOUR – 2900 RPM – 50 HERTZ



RAV/RWAV PUMP PERFORMANCE

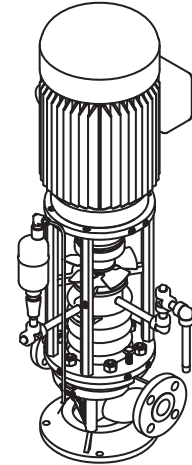
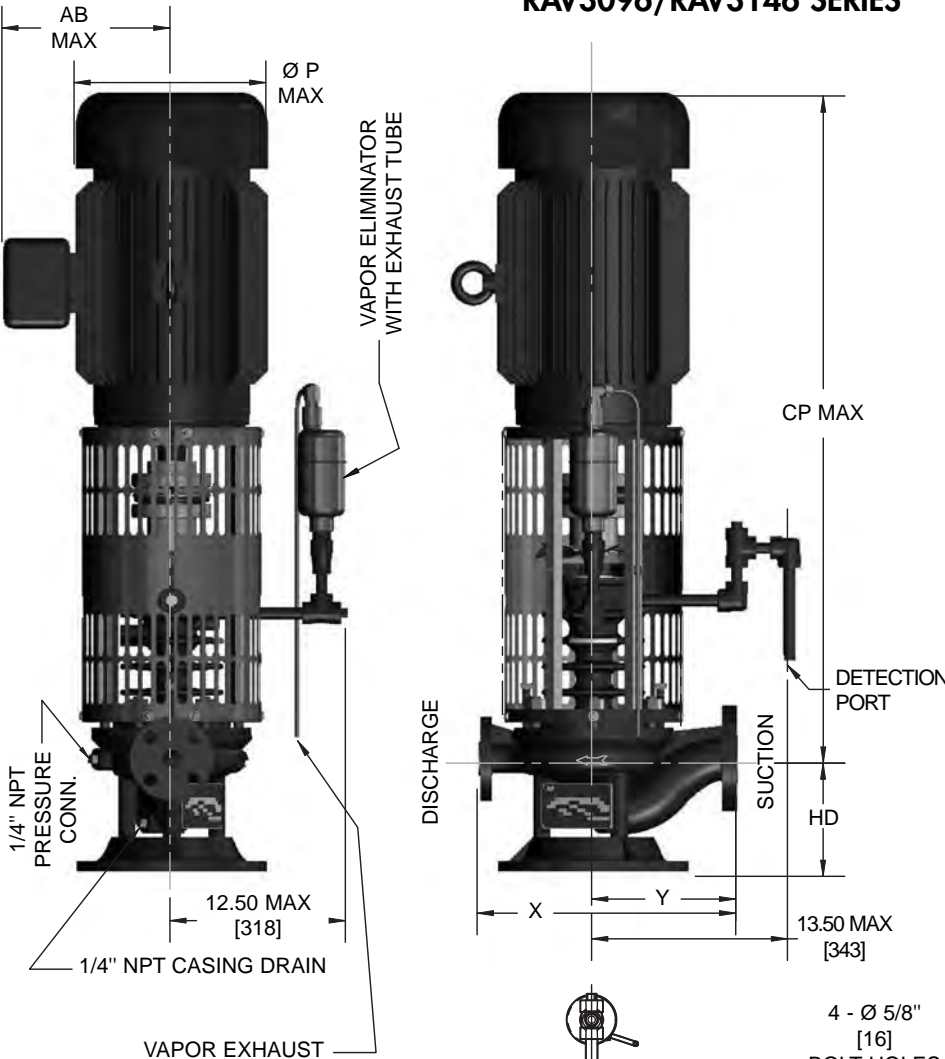
FOUR POLE MOTOR

CAPACITY – CUBIC METERS PER HOUR – 1450 RPM – 50 HERTZ



A Met-Pro Fluid Handling Technologies Business
Combining the Resources of **Dean Pump, Fybroc & Sethco**
(317) 293-2930 • E-mail: info@deanpump.com

RAV3096/RAV3146 SERIES



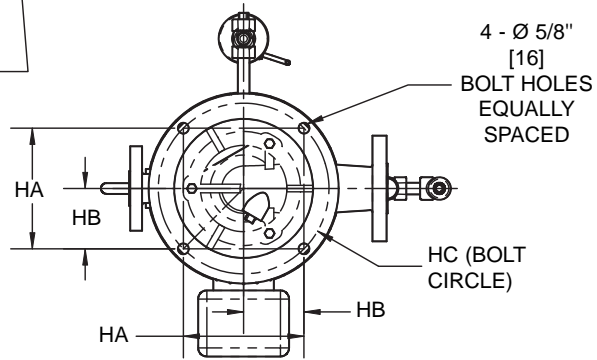
| RAV3096 | | | |
|-------------|-------------|--------------|-------------|
| MOTOR FRAME | P | CP | AB |
| 143TC | 6.69 (170) | 31.27 (794) | 6.92 (176) |
| 145TC | 6.69 (170) | 32.41 (823) | 6.92 (176) |
| 182TC | 8.03 (204) | 33.91 (861) | 7.81 (198) |
| 184TC | 8.03 (204) | 35.21 (894) | 7.81 (198) |
| 213TC | 9.69 (246) | 36.24 (921) | 8.69 (221) |
| 215TC | 9.69 (246) | 36.56 (929) | 8.69 (221) |
| 254TC | 13.44 (341) | 41.28 (1049) | 11.19 (284) |
| 256TC | 13.44 (341) | 41.28 (1049) | 11.19 (284) |

| RAV3146 | | | |
|-------------|-------------|--------------|-------------|
| MOTOR FRAME | P | CP | AB |
| 143TC | 6.69 (170) | 35.70 (907) | 6.92 (176) |
| 145TC | 6.69 (170) | 36.84 (936) | 6.92 (176) |
| 182TC | 8.03 (204) | 38.34 (974) | 7.81 (198) |
| 184TC | 8.03 (204) | 39.64 (1007) | 7.81 (198) |
| 213TC | 9.69 (246) | 40.67 (1033) | 8.69 (221) |
| 215TC | 9.69 (246) | 40.99 (1041) | 8.69 (221) |
| 254TC | 13.44 (341) | 45.71 (1161) | 11.19 (284) |
| 256TC | 13.44 (341) | 45.71 (1161) | 11.19 (284) |
| 284TC | 14.63 (372) | 46.76 (1188) | 13.13 (334) |
| 286TC | 14.63 (372) | 46.76 (1188) | 13.13 (334) |

All dimensions are in inches and millimeters.

| FLANGES | | |
|------------|--------|--------|
| ANSI CLASS | FACING | FINISH |
| 300 | RAISED | 125Ra |

The RAV, designed specifically for use with hot oil, features six pump sizes (in ductile iron construction), capacities to 360 GPM (82 m³/hr), heads to 320 feet (98 m), maximum working pressures to 250 psig (1724 kPa), and maximum pumping temperatures to 650° F (343° C).



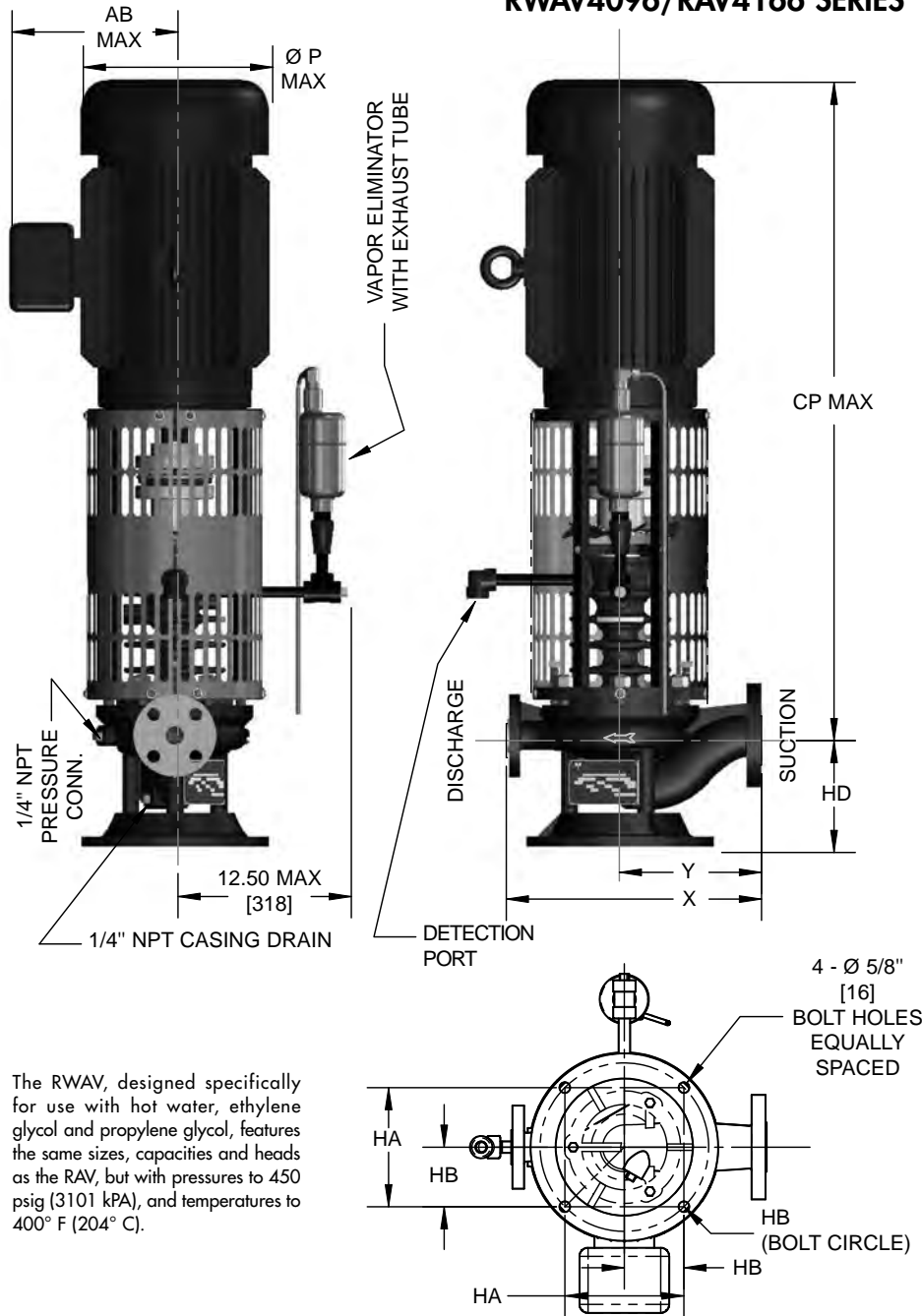
| GENERAL TABLE | | | | | | | | | | | | | | | | | |
|---------------|-------------------|----------------|----------------|---------------------|----------------|-----------------|--------------|--------------|-------------------|--------------|---------------|-------------|-------------|------------|------------|-------------|-------------|
| PUMP SERIES | PUMP SIZE | DISCHARGE | | | | | SUCTION | | | | | X | Y | HD | HA | HB | HC |
| | | DISCHARGE SIZE | DISCHARGE O.D. | DISCHARGE THICKNESS | DISCHARGE B.C. | DISCHARGE BOLTS | SUCTION SIZE | SUCTION O.D. | SUCTION THICKNESS | SUCTION B.C. | SUCTION BOLTS | | | | | | |
| RAV3096 | 1 x 1/2 x 6 | 1.00 (25) | 4.875 (124) | .69 MIN (18) | 3.50 (89) | (4) - 5/8" | 1.50 (38) | 6.12 (155) | .81 MIN (21) | 4.50 (114) | (4) - 3/4" | 14.96 (380) | 8.34 (212) | 6.56 (167) | 6.98 (177) | 3.49 (89) | 9.88 (177) |
| RAV3096 | 1 x 1/2 x 8 | 1.00 (25) | 4.875 (124) | .69 MIN (18) | 3.50 (89) | (4) - 5/8" | 1.50 (38) | 6.12 (155) | .81 MIN (21) | 4.50 (114) | (4) - 3/4" | 16.93 (430) | 9.81 (249) | 6.75 (171) | 8.25 (210) | 4.125 (105) | 11.67 (296) |
| RAV3096 | 1 1/2 x 3 x 6 | 1.50 (38) | 6.12 (156) | .81 MIN (21) | 4.50 (114) | (4) - 3/4" | 3.00 (76) | 8.25 (210) | 1.12 MIN (28) | 6.62 (168) | (8) - 3/4" | 14.96 (380) | 8.34 (212) | 7.87 (200) | 6.98 (177) | 3.49 (89) | 9.88 (177) |
| RAV3146 | 1 x 3 x 8 1/2 | 1.00 (25) | 4.875 (124) | .69 MIN (18) | 3.50 (89) | (4) - 5/8" | 3.00 (76) | 8.25 (210) | 1.12 MIN (28) | 6.62 (168) | (8) - 3/4" | 18.9 (480) | 11.34 (288) | 7.87 (200) | 8.25 (210) | 4.125 (105) | 11.67 (296) |
| RAV3146 | 1 1/2 x 3 x 8 1/2 | 1.50 (38) | 6.12 (156) | .81 MIN (21) | 4.50 (114) | (4) - 3/4" | 3.00 (76) | 8.25 (210) | 1.12 MIN (28) | 6.62 (168) | (8) - 3/4" | 18.9 (480) | 10.9 (277) | 7.87 (200) | 8.25 (210) | 4.125 (105) | 11.67 (296) |
| RAV3146 | 2 x 3 x 8 1/2 | 2.00 (51) | 6.50 (165) | .88 MIN (22) | 5.00 (127) | (8) - 5/8" | 3.00 (76) | 8.25 (210) | 1.12 MIN (28) | 6.62 (168) | (8) - 3/4" | 20.08 (510) | 12.08 (307) | 7.87 (200) | 8.25 (210) | 4.125 (105) | 11.67 (296) |

All dimensions are in inches and millimeters.

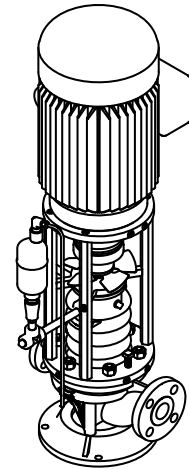
IMPORTANT: Do not use for construction unless certified.

A Met-Pro Fluid Handling Technologies Business
Combining the Resources of **Dean Pump, Fybroc & Sethco**
(317) 293-2930 • E-mail: info@deanpump.com

RWAV4096/RAV4166 SERIES



The RWAV, designed specifically for use with hot water, ethylene glycol and propylene glycol, features the same sizes, capacities and heads as the RAV, but with pressures to 450 psig (3101 kPa), and temperatures to 400° F (204° C).



| RWAV4096 | | | |
|-------------|-------------|--------------|-------------|
| MOTOR FRAME | P | CP | AB |
| 143TC | 6.69 (170) | 31.27 (794) | 6.92 (176) |
| 145TC | 6.69 (170) | 32.41 (823) | 6.92 (176) |
| 182TC | 8.03 (204) | 33.91 (861) | 7.81 (198) |
| 184TC | 8.03 (204) | 35.21 (894) | 7.81 (198) |
| 213TC | 9.69 (246) | 36.24 (929) | 8.69 (221) |
| 215TC | 9.69 (246) | 36.56 (929) | 8.69 (221) |
| 254TC | 13.44 (341) | 41.28 (1049) | 11.19 (284) |
| 256TC | 13.44 (341) | 41.28 (1049) | 11.19 (284) |
| RWAV4166 | | | |
| MOTOR FRAME | P | CP | AB |
| 143TC | 6.69 (170) | 35.70 (907) | 6.92 (176) |
| 145TC | 6.69 (170) | 36.84 (936) | 6.92 (176) |
| 182TC | 8.03 (204) | 38.34 (974) | 7.81 (198) |
| 184TC | 8.03 (204) | 39.64 (1007) | 7.81 (198) |
| 213TC | 9.96 (246) | 40.67 (1033) | 8.69 (221) |
| 215TC | 9.96 (246) | 40.99 (1041) | 8.69 (221) |
| 254TC | 13.44 (341) | 45.71 (1161) | 11.19 (284) |
| 256TC | 13.44 (341) | 45.71 (1161) | 11.19 (284) |
| 284TC | 14.63 (372) | 46.76 (1188) | 13.13 (334) |
| 286TC | 14.63 (372) | 46.76 (1188) | 13.13 (334) |

All dimensions are in inches and millimeters.

| FLANGES | | |
|------------|--------|--------|
| ANSI CLASS | FACING | FINISH |
| 300 | RAISED | 125Ra |

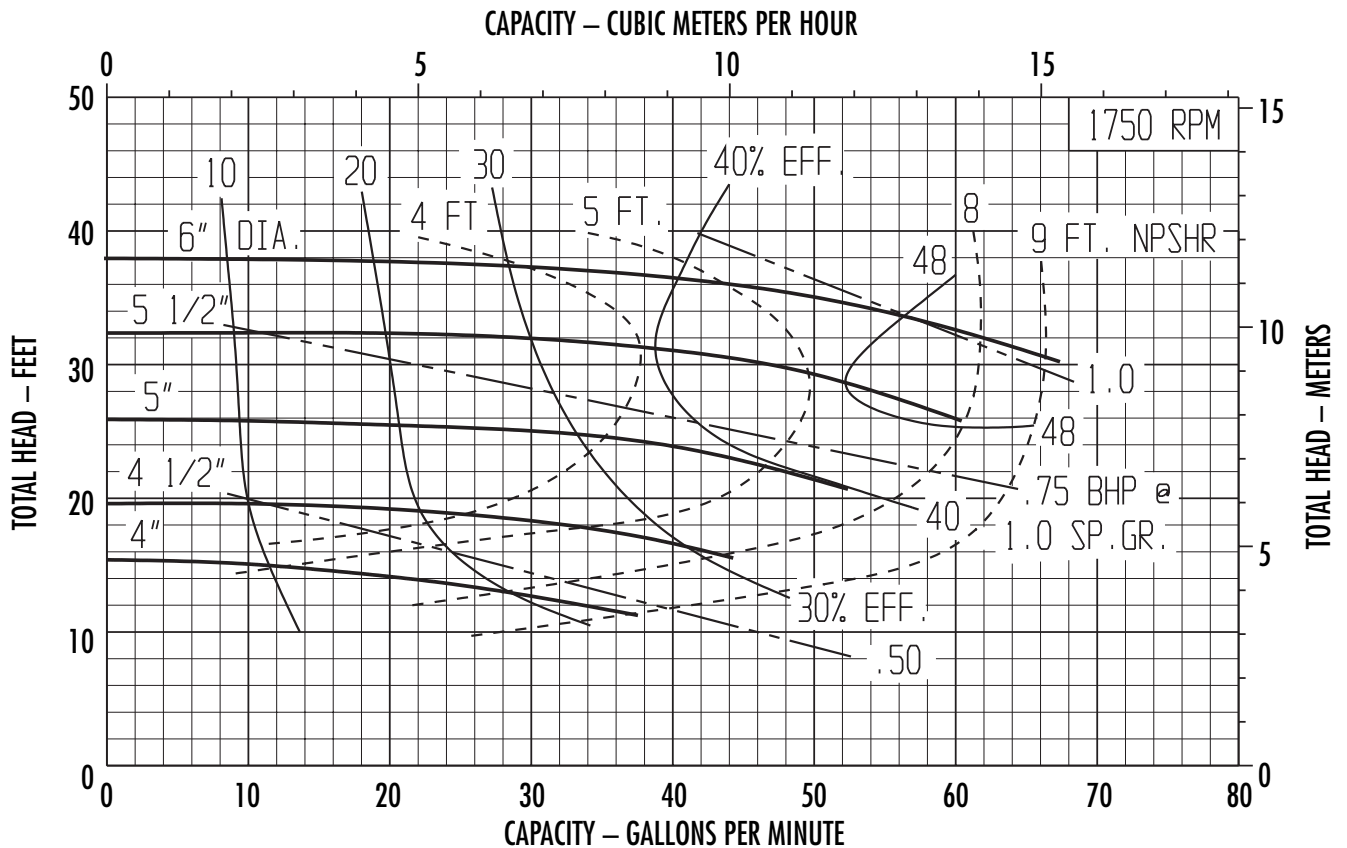
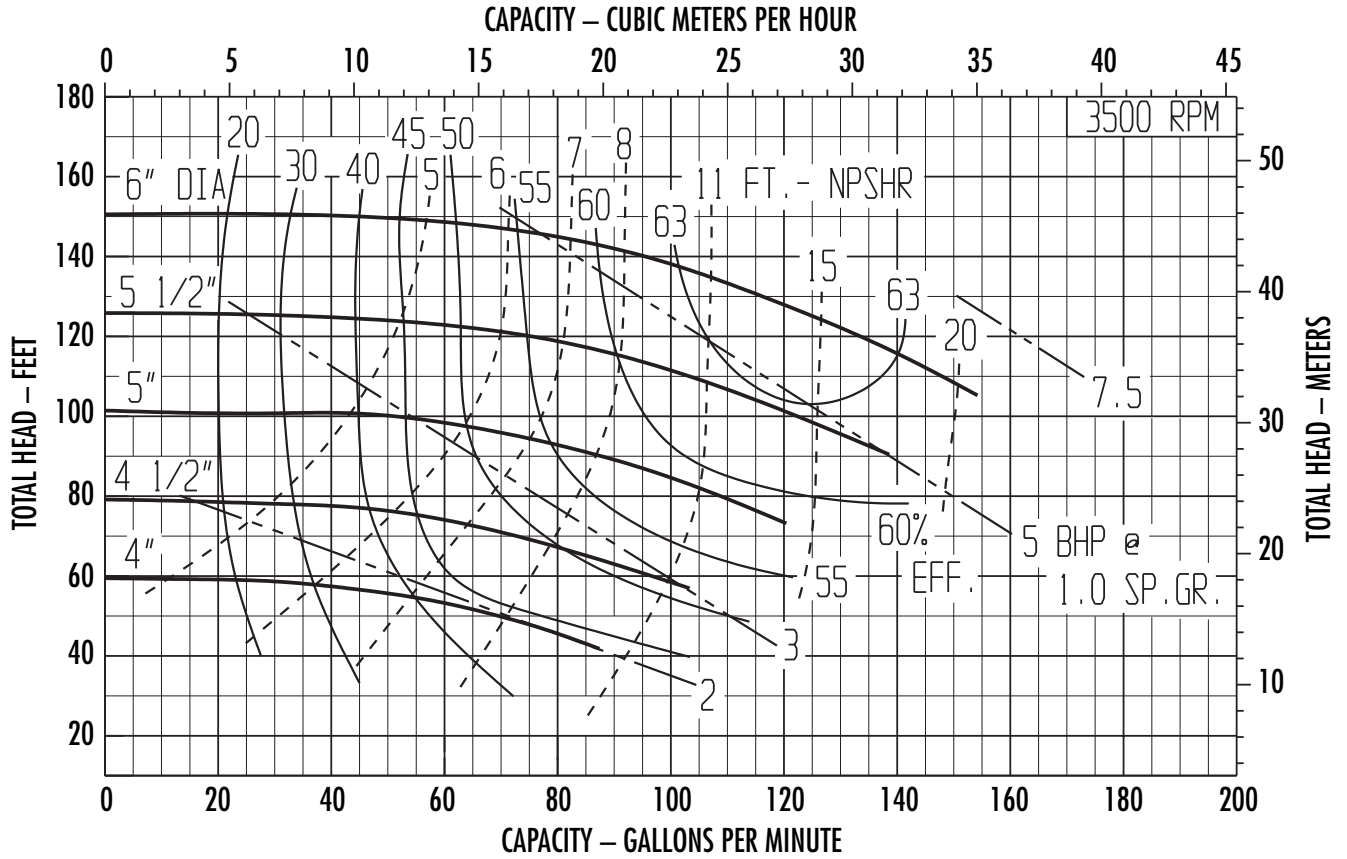
| GENERAL TABLE | | | | | | | | | | | | | | | | | |
|---------------|-------------------|----------------|----------------|---------------------|----------------|-----------------|--------------|--------------|-------------------|--------------|---------------|-------------|-------------|------------|------------|-------------|-------------|
| PUMP SERIES | PUMP SIZE | DISCHARGE | | | | | SUCTION | | | | | X | Y | HD | HA | HB | HC |
| | | DISCHARGE SIZE | DISCHARGE O.D. | DISCHARGE THICKNESS | DISCHARGE B.C. | DISCHARGE BOLTS | SUCTION SIZE | SUCTION O.D. | SUCTION THICKNESS | SUCTION B.C. | SUCTION BOLTS | | | | | | |
| RWAV4096 | 1 x 1/2 x 6 | 1.00 (25) | 4.875 (124) | .69 MIN (18) | 3.50 (89) | (4) - 3/8" | 1.50 (38) | 6.12 (155) | .81 MIN (21) | 4.50 (114) | (4) - 3/4" | 14.96 (380) | 8.34 (212) | 6.56 (167) | 6.98 (177) | 3.49 (89) | 9.88 (177) |
| RWAV4096 | 1 x 1 1/2 x 8 | 1.00 (25) | 4.875 (124) | .69 MIN (18) | 3.50 (89) | (4) - 3/8" | 1.50 (38) | 6.12 (155) | .81 MIN (21) | 4.50 (114) | (4) - 3/4" | 16.93 (430) | 9.81 (249) | 6.75 (171) | 8.25 (210) | 4.125 (105) | 11.67 (296) |
| RWAV4096 | 1 1/2 x 3 x 6 | 1.50 (38) | 6.12 (156) | .81 MIN (21) | 4.50 (114) | (4) - 3/4" | 3.00 (76) | 8.25 (210) | 1.12 MIN (28) | 6.62 (168) | (8) - 3/4" | 14.96 (380) | 8.34 (212) | 7.87 (200) | 6.98 (177) | 3.49 (89) | 9.88 (177) |
| RWAV4166 | 1 x 3 x 8 1/2 | 1.00 (25) | 4.875 (124) | .69 MIN (18) | 3.50 (89) | (4) - 3/8" | 3.00 (76) | 8.25 (210) | 1.12 MIN (28) | 6.62 (168) | (8) - 3/4" | 18.9 (480) | 11.34 (288) | 7.87 (200) | 8.25 (210) | 4.125 (105) | 11.67 (296) |
| RWAV4166 | 1 1/2 x 3 x 8 1/2 | 1.50 (38) | 6.12 (156) | .81 MIN (21) | 4.50 (114) | (4) - 3/4" | 3.00 (76) | 8.25 (210) | 1.12 MIN (28) | 6.62 (168) | (8) - 3/4" | 18.9 (480) | 10.9 (277) | 7.87 (200) | 8.25 (210) | 4.125 (105) | 11.67 (296) |
| RWAV4166 | 2 x 3 x 8 1/2 | 2.00 (51) | 6.50 (165) | .88 MIN (22) | 5.00 (127) | (8) - 3/8" | 3.00 (76) | 8.25 (210) | 1.12 MIN (28) | 6.62 (168) | (8) - 3/4" | 20.08 (510) | 12.08 (307) | 7.87 (200) | 8.25 (210) | 4.125 (105) | 11.67 (296) |

All dimensions are in inches and millimeters.

IMPORTANT: Do not use for construction unless certified.

A Met-Pro Fluid Handling Technologies Business
 Combining the Resources of **Dean Pump, Fybroc & Sethco**
 (317) 293-2930 • E-mail: info@deanpump.com

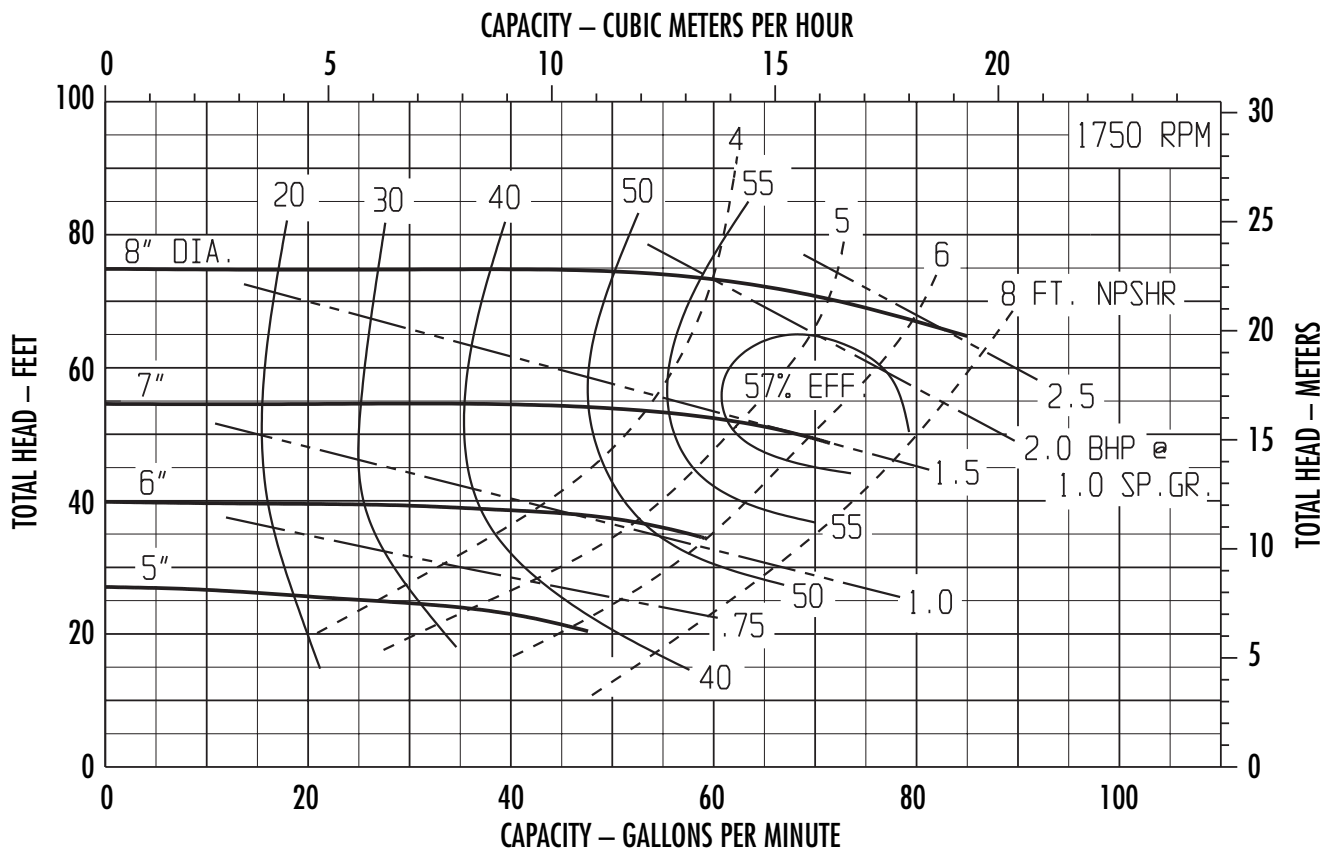
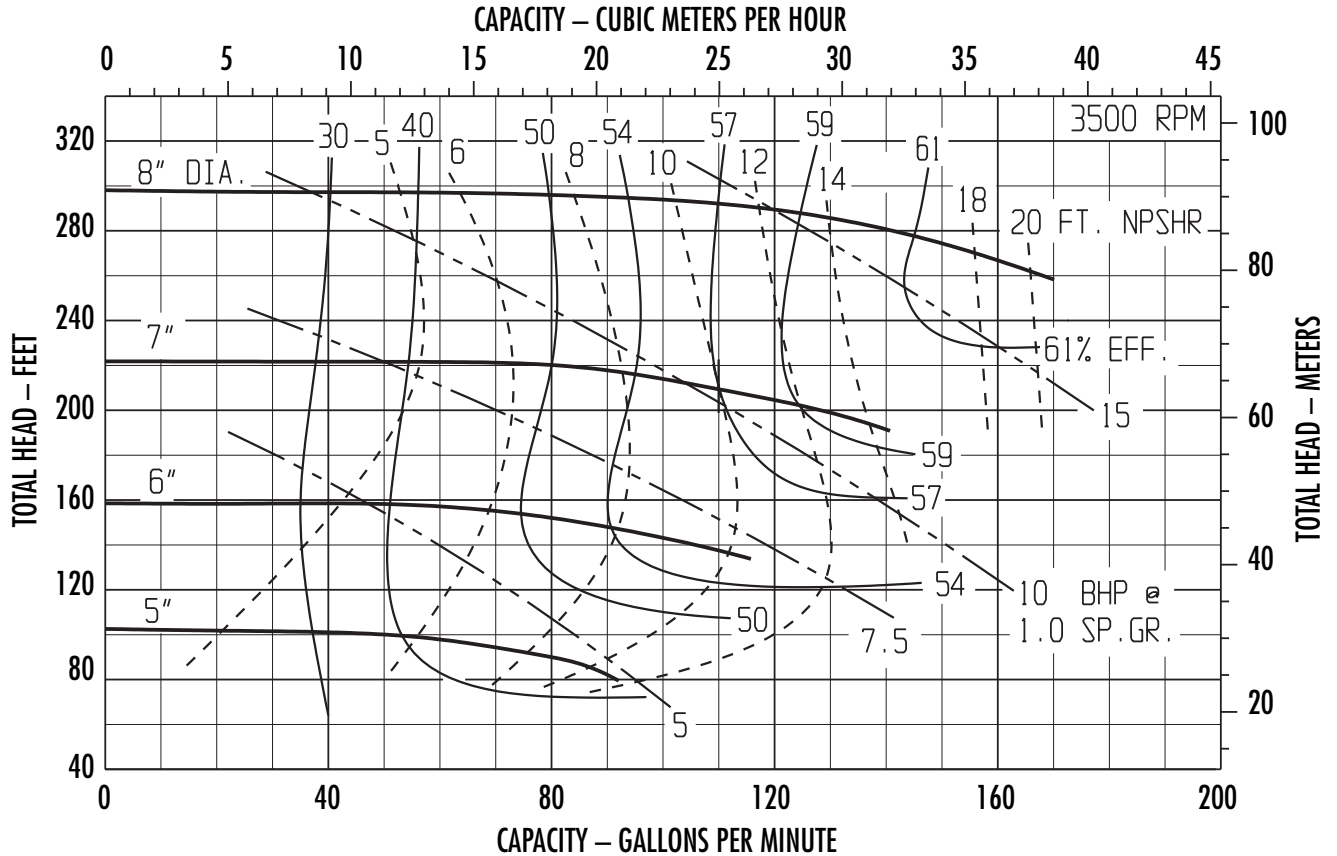
PUMP PERFORMANCE: This curve, based on extensive tests, defines the average performance of this pump for liquids having a viscosity of 70 SSU or less. Actual performance of individual units may differ slightly from the performance indicated on this curve. Pump applications made from the data contained herein are subject to confirmation and acceptance by our Engineering Department at our Indianapolis Office.



A Met-Pro Fluid Handling Technologies Business
 Combining the Resources of **Dean Pump, Fybroc & Sethco**

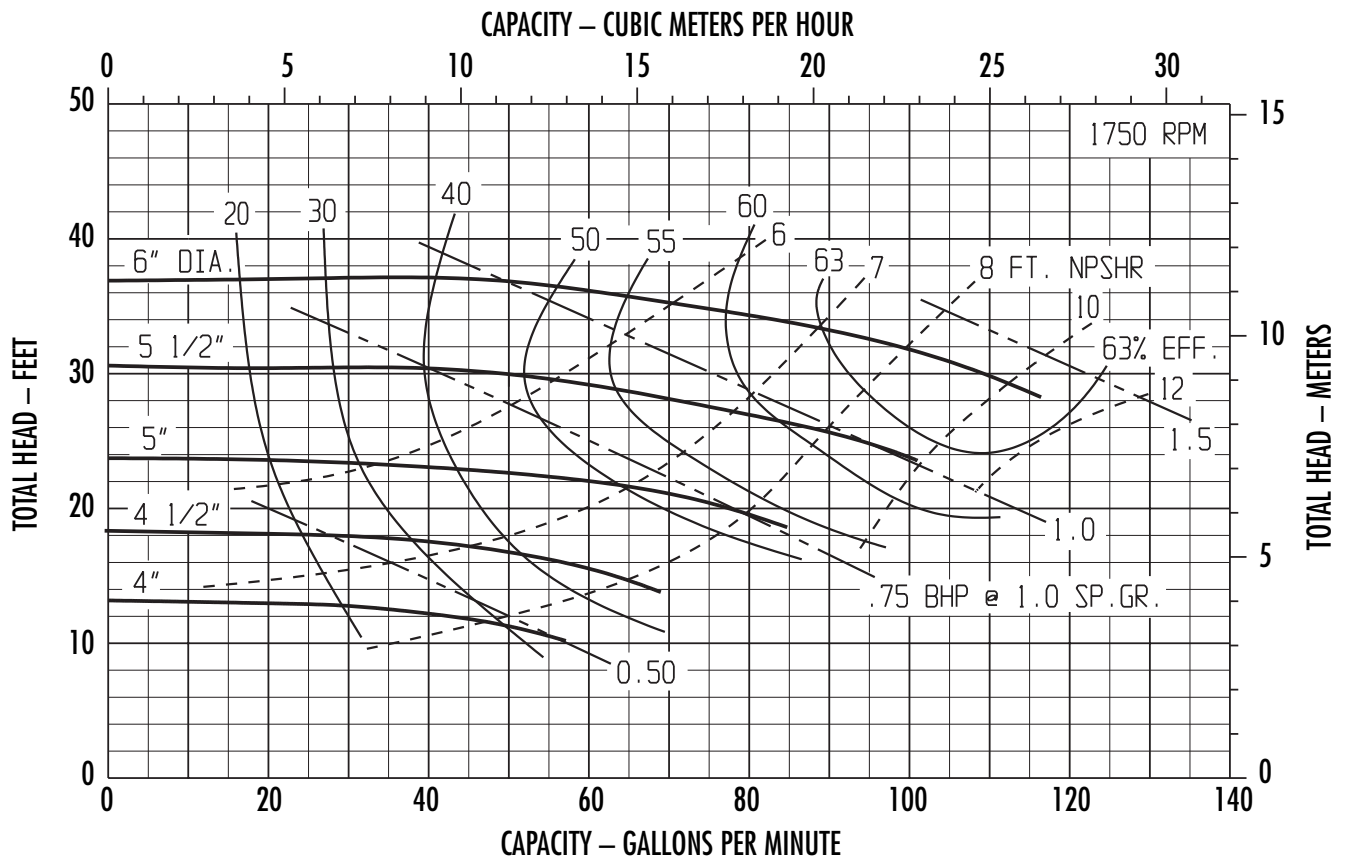
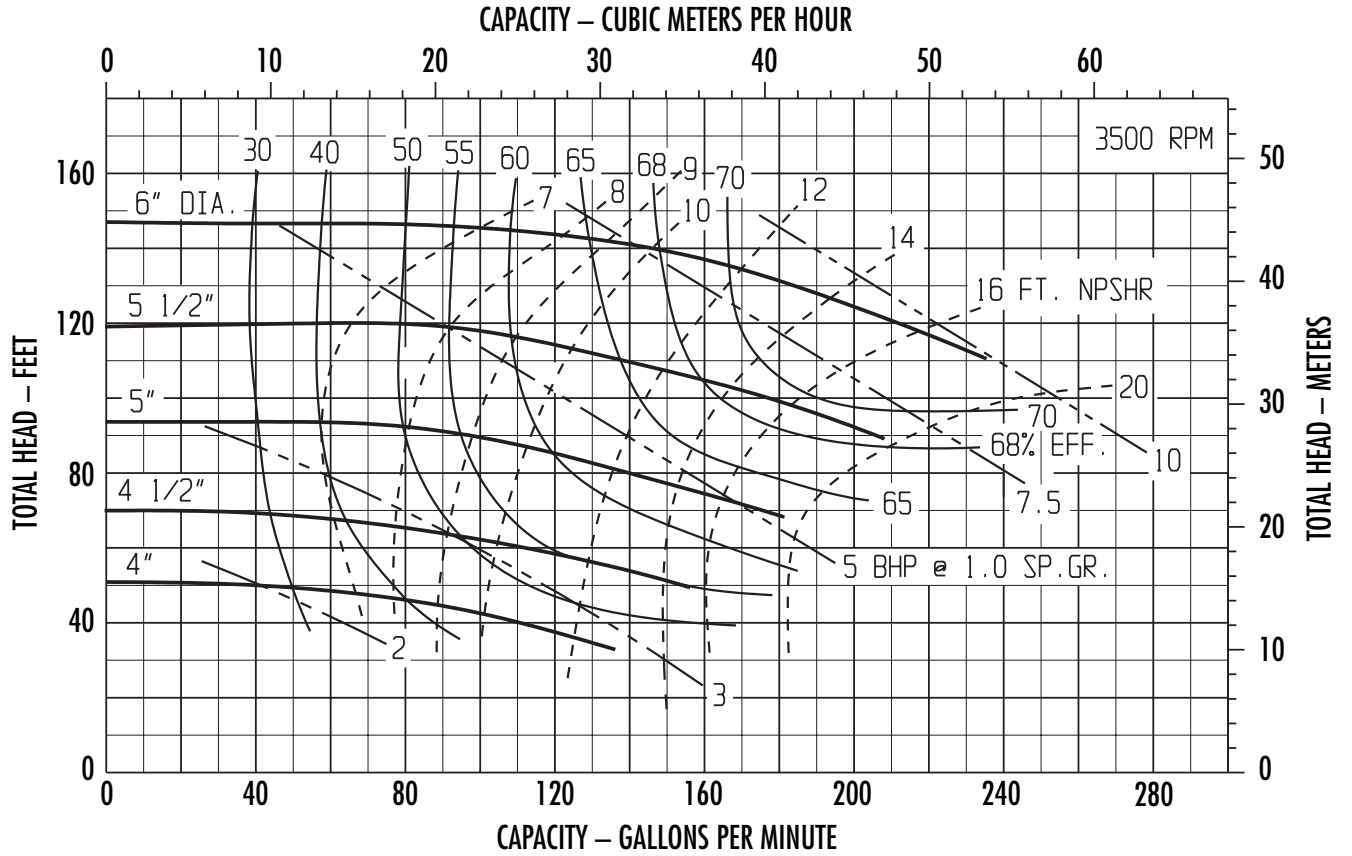
(317) 293-2930 • E-mail: info@deanpump.com

PUMP PERFORMANCE: This curve, based on extensive tests, defines the average performance of this pump for liquids having a viscosity of 70 SSU or less. Actual performance of individual units may differ slightly from the performance indicated on this curve. Pump applications made from the data contained herein are subject to confirmation and acceptance by our Engineering Department at our Indianapolis Office.

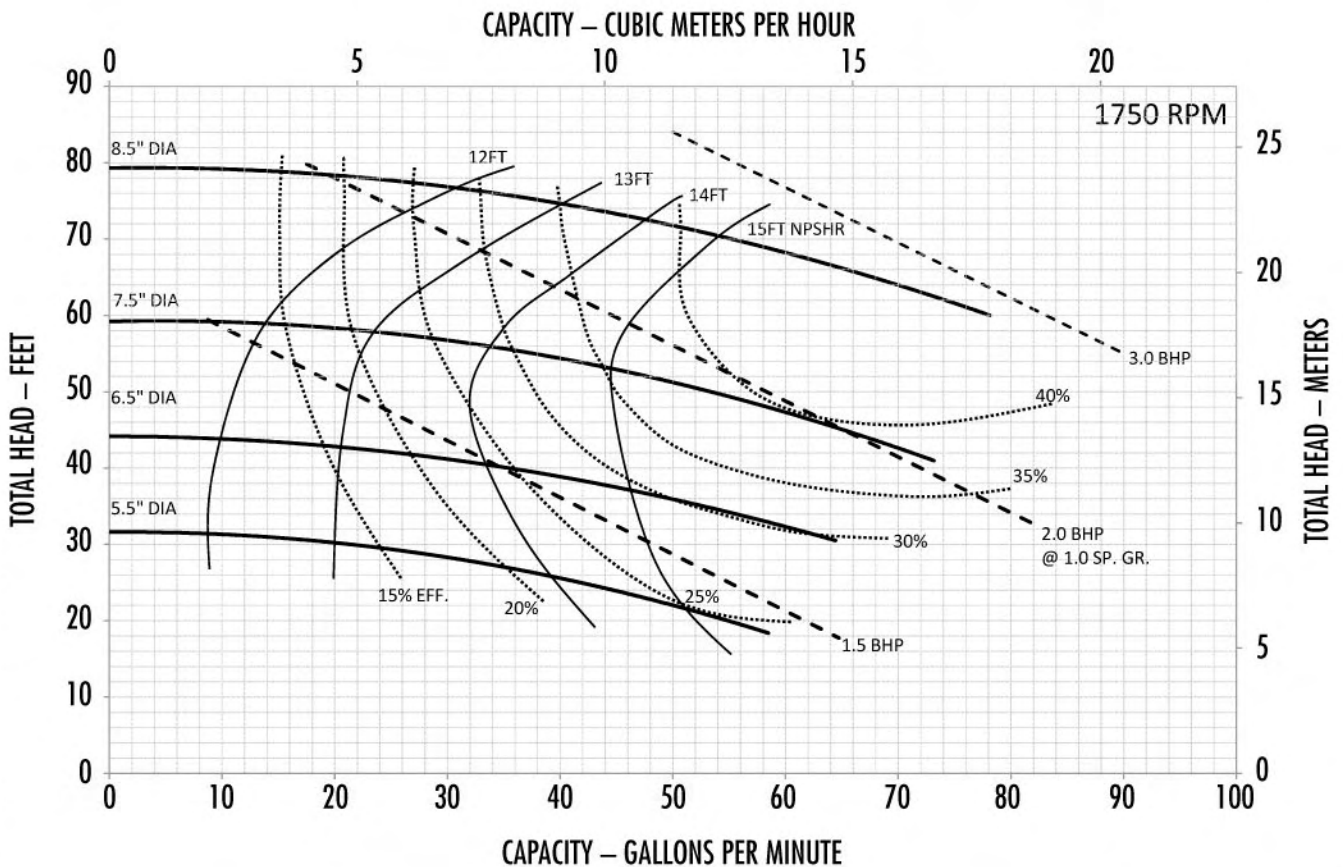
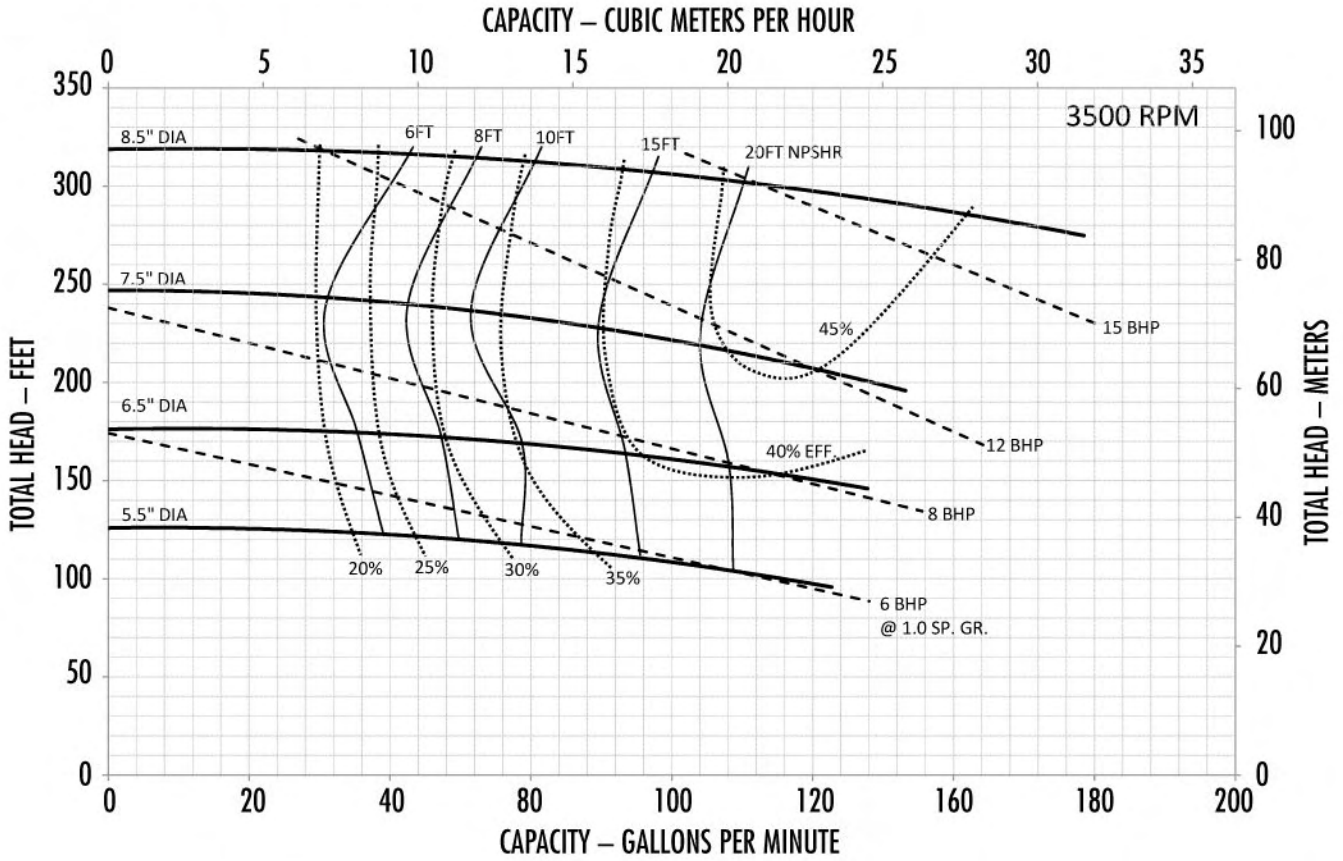


A Met-Pro Fluid Handling Technologies Business
 Combining the Resources of **Dean Pump, Fybroc & Sethco**
 (317) 293-2930 • E-mail: info@deanpump.com

PUMP PERFORMANCE: This curve, based on extensive tests, defines the average performance of this pump for liquids having a viscosity of 70 SSU or less. Actual performance of individual units may differ slightly from the performance indicated on this curve. Pump applications made from the data contained herein are subject to confirmation and acceptance by our Engineering Department at our Indianapolis Office.



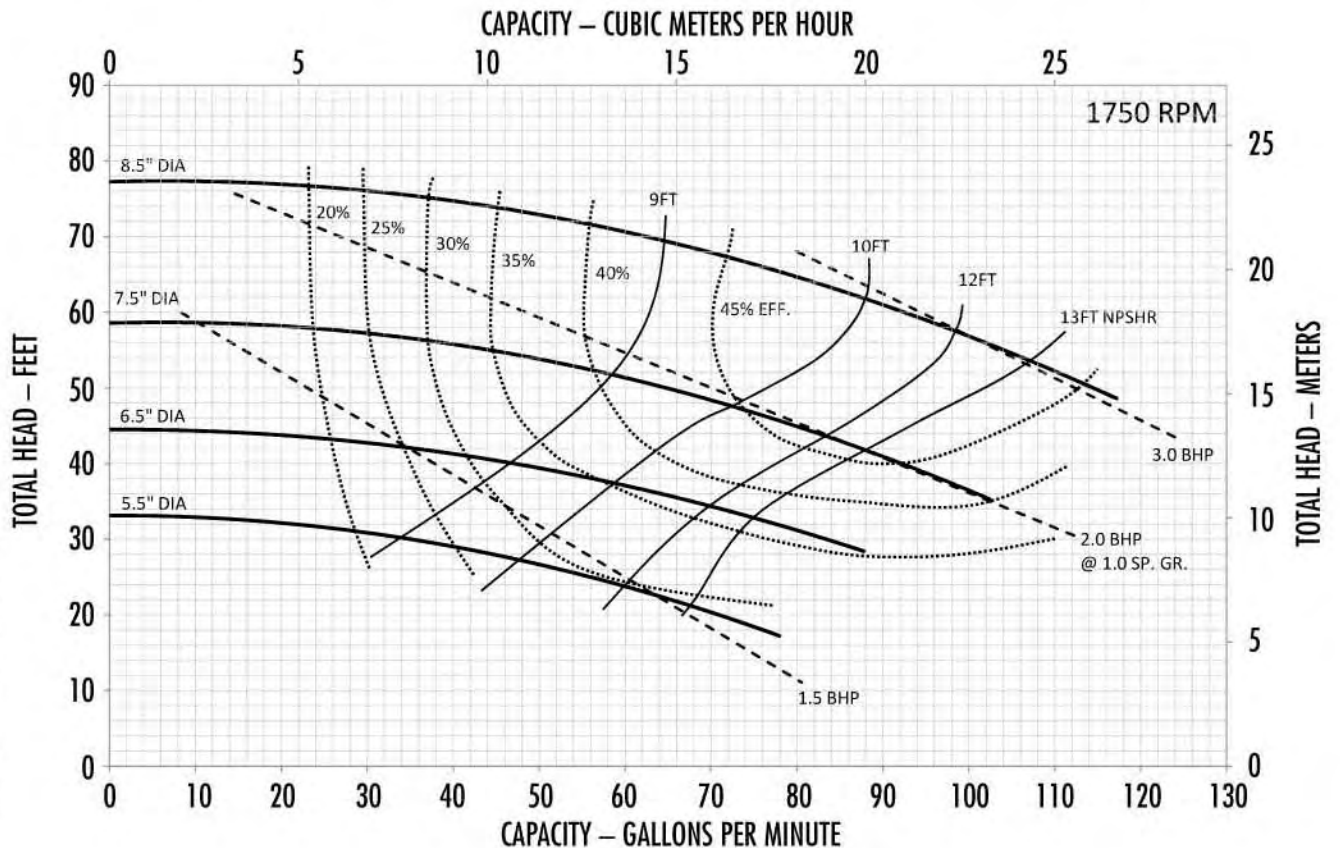
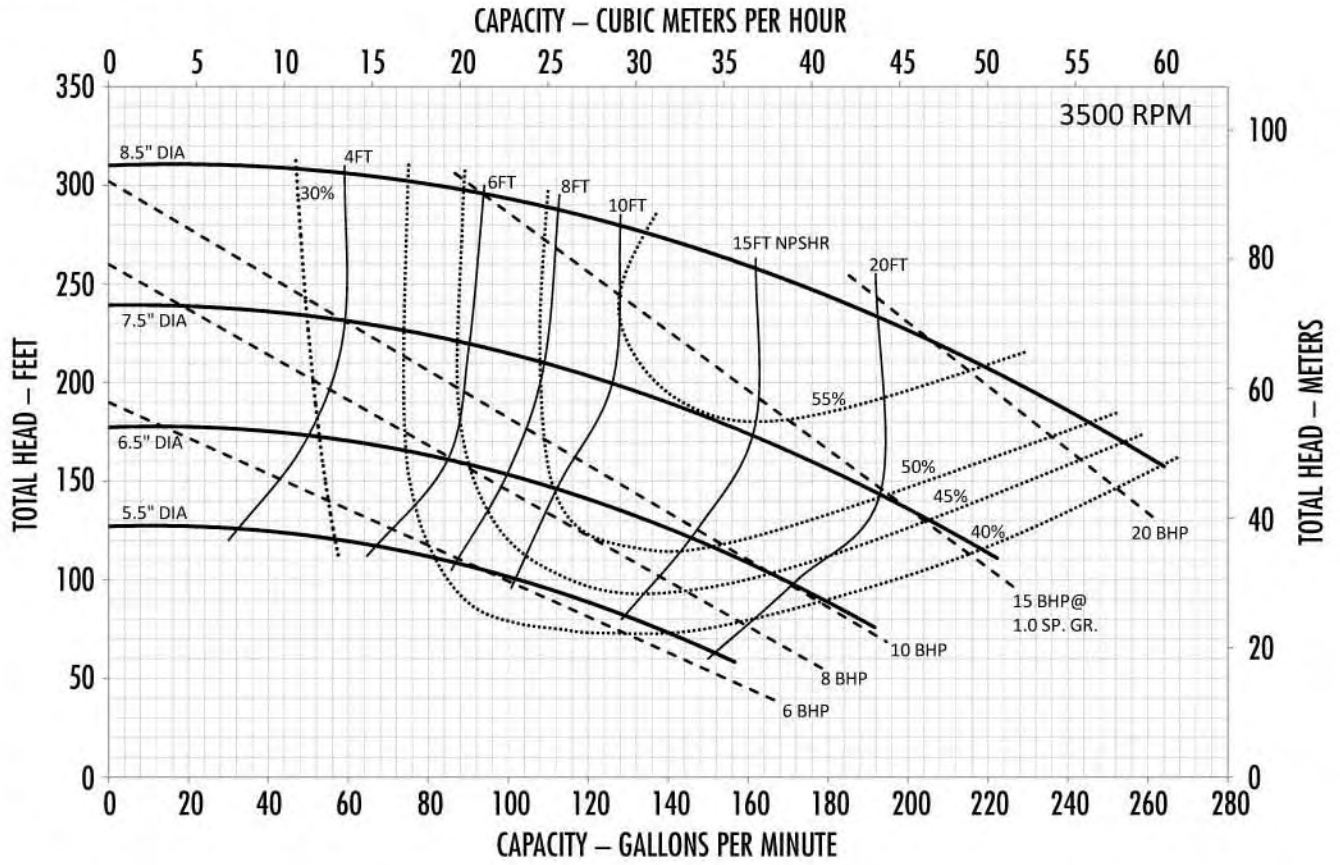
PUMP PERFORMANCE: This curve, based on extensive tests, defines the average performance of this pump for liquids having a viscosity of 70 SSU or less. Actual performance of individual units may differ slightly from the performance indicated on this curve. Pump applications made from the data contained herein are subject to confirmation and acceptance by our Engineering Department at our Indianapolis Office.



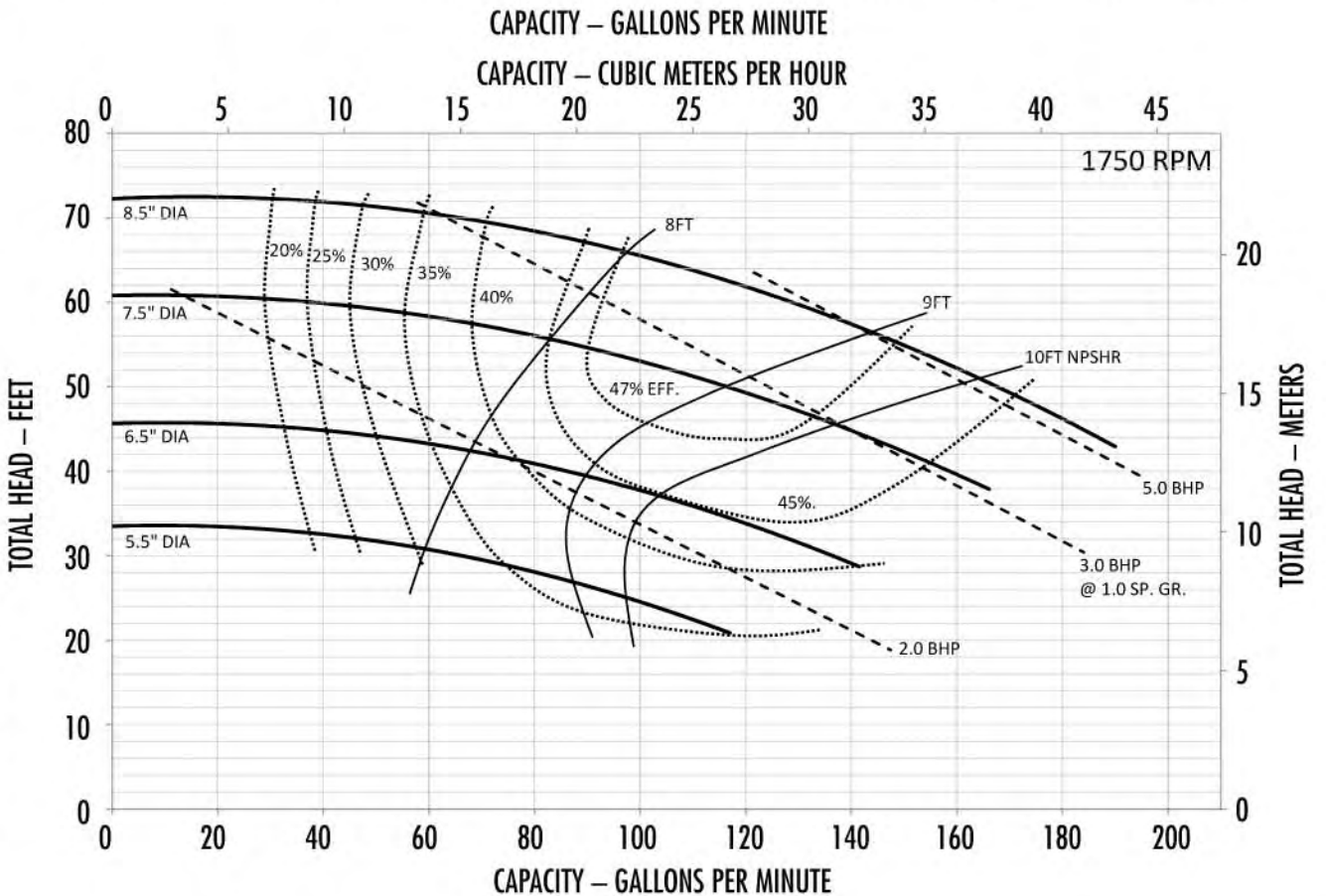
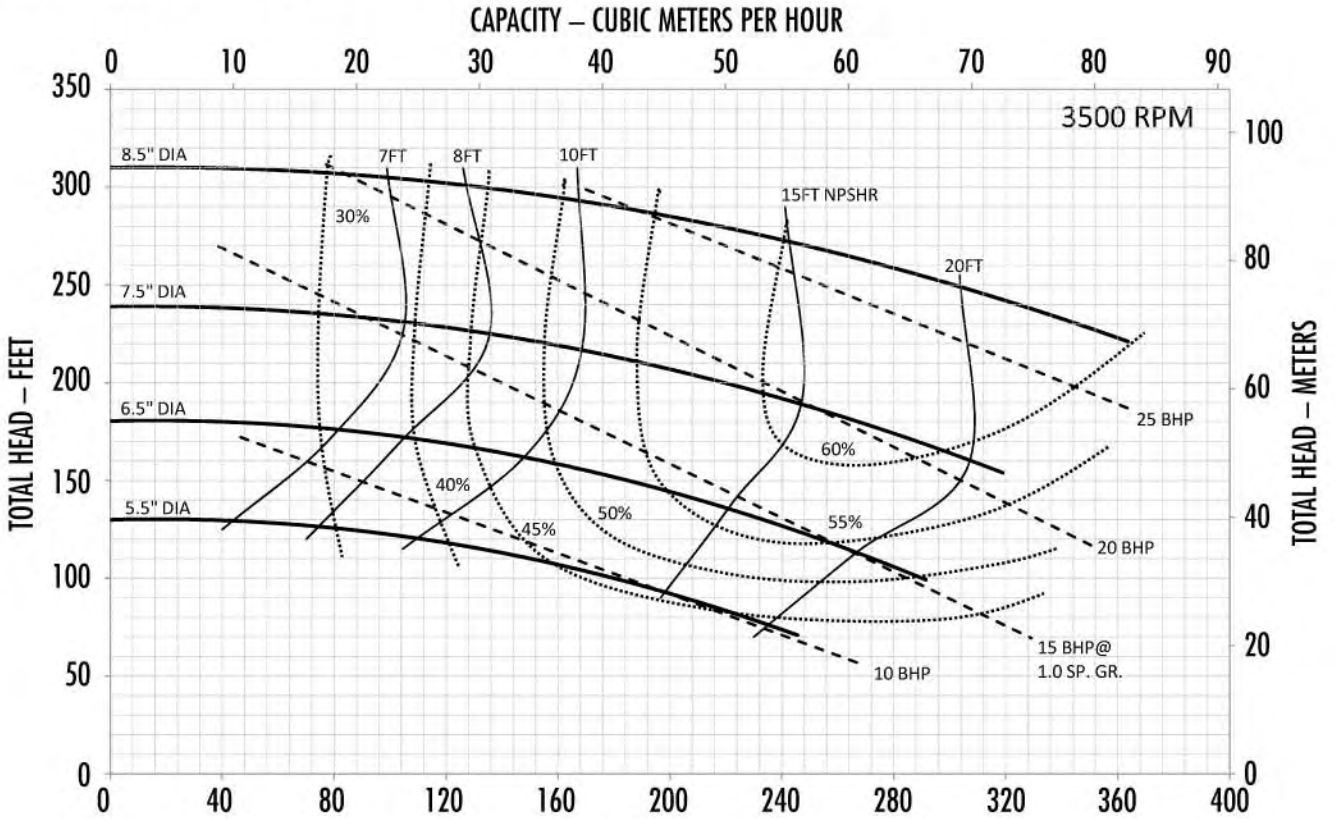
A Met-Pro Fluid Handling Technologies Business
Combining the Resources of **Dean Pump, Fybroc & Sethco**

(317) 293-2930 • E-mail: info@deanpump.com

PUMP PERFORMANCE: This curve, based on extensive tests, defines the average performance of this pump for liquids having a viscosity of 70 SSU or less. Actual performance of individual units may differ slightly from the performance indicated on this curve. Pump applications made from the data contained herein are subject to confirmation and acceptance by our Engineering Department at our Indianapolis Office.



PUMP PERFORMANCE: This curve, based on extensive tests, defines the average performance of this pump for liquids having a viscosity of 70 SSU or less. Actual performance of individual units may differ slightly from the performance indicated on this curve. Pump applications made from the data contained herein are subject to confirmation and acceptance by our Engineering Department at our Indianapolis Office.





A Met-Pro Fluid Handling Technologies Business
Combining the Resources of **Dean Pump, Fybroc & Sethco**

6040 Guion Road • Indianapolis, IN 46254
(317) 293-2930 • FAX: (317) 297-7028
E-mail: info@deanpump.com • Web Site: www.deanpump.com

